

SABER investimento durabilidade crescimento expansão difusão capacidade EVOLUÇÃO sociedade confiabilidade cidadania
atividade governança ética expansão capacidade EVOLUÇÃO INFORMAÇÃO tradição cidadania
criatividade desempenho cultura MARCA fidelização resultado PROGRESSO CONHECIMENTO foco responsabilidade SUSTENTABILIDADE
ideia excelência MOTIVAÇÃO resultado PROGRESSO PERFORMANCE difusão SABER cidadania ideia

Selected quarterly information

2nd quarter 2011

ITAÚSA

segurança pessoas confiabilidade ORGANIZAÇÃO relacionamento expansão
talento durabilidade responsabilidade DURABILIDADE DESENVOLVIMENTO
VALORES internacionalização GLOBALIZAÇÃO expansão

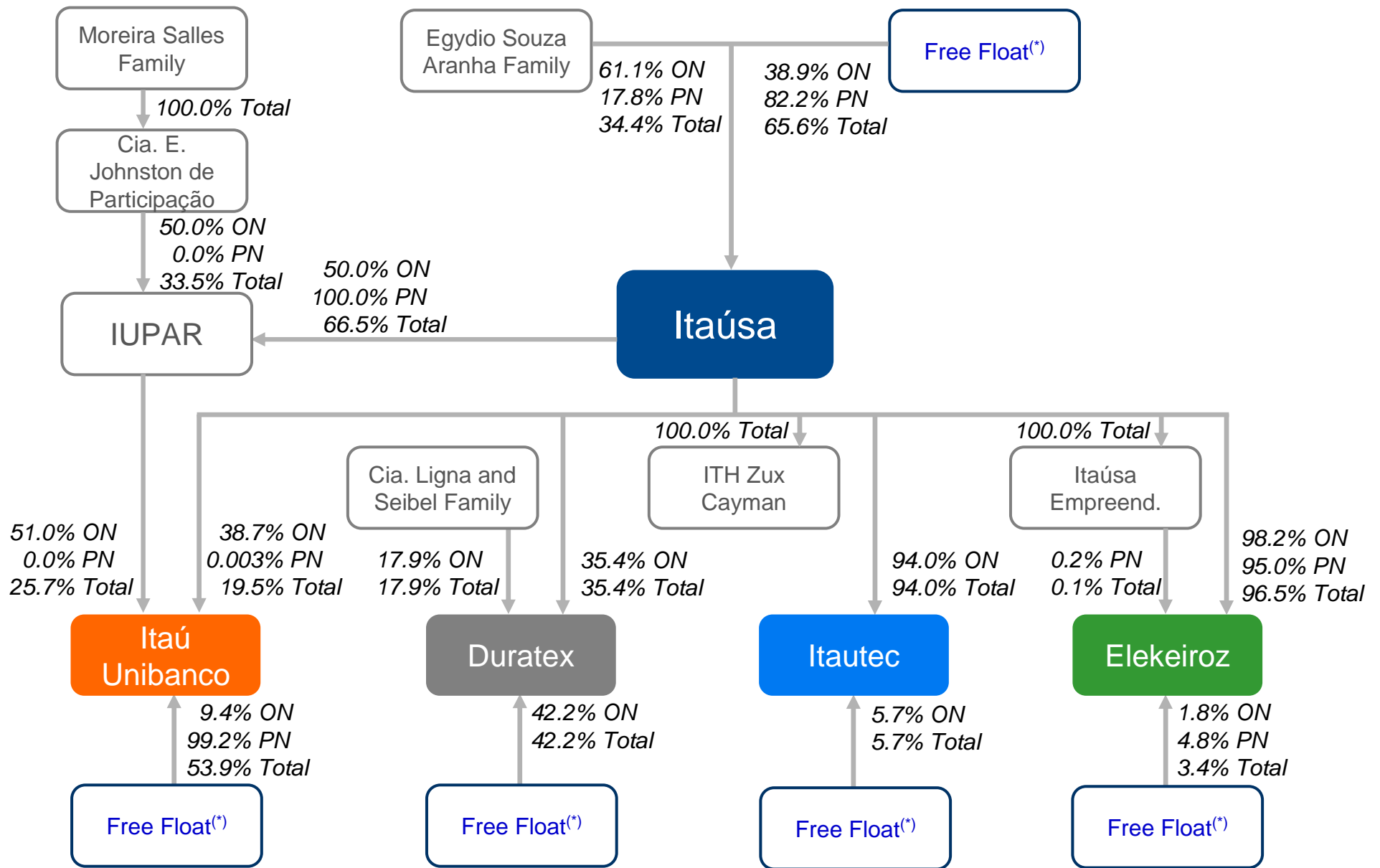
- Executive Summary
- Ownership Structure
- Economic performance
- Performance assessment
- ITAÚSA in the stock market
- Financial statements

Future expectations arising from the reading of this report should consider the risks and uncertainties that involve any activities and that are beyond the control of the Conglomerate companies (political and economic changes, volatility in interest and exchange rate, technological changes, inflation, competitive pressure on products and prices, and changes to the tax legislation).

We present the financial information and indicators of Itaúsa – Investimentos Itaú S.A. (ITAÚSA) under the International Financial Reporting Standards (IFRS) in compliance with the CVM (Comissão de Valores Mobiliários – Brazilian Securities and Exchange Commission) Instructions 457/07 and 458/10.

As the adjustments arising from the adoption of the IFRS significantly impacted the financial statements of the Company, as well as those of its controlled companies – Duratex, Itautec, Elekeiroz and Itaú Unibanco – and aiming at making a transition in a transparent way and according to the best practices, we will present, when applicable, the information before and after the adjustments for better comparability.

The information is shown in millions of Reais, except if otherwise indicated.



(*) Excluding the shares held by controlling interests and treasury shares.

ITAÚSA

In the 2011 edition of Melhores & Maiores (i.e. the best and the largest companies) issue of Exame magazine, published in July, Itaúsa ranked sixth among the 200 largest business groups in the country in terms of revenue, with R\$ 48 billion.

We highlight that, with the adoption of IFRS, interest in a jointly-controlled entity should be recognized using the proportionate consolidation method; therefore, under this criteria, Itaúsa recognized its share of the assets, liabilities, revenues and expenses of Itaú Unibanco Holding S.A. If it were for the full consolidation of Itaú Unibanco, total revenues would amount approximately R\$ 120 billion, granting Itaúsa the first position in the ranking; current number one ranked company posted total revenues of R\$ 88 billion in 2010.

A capital stock increase of R\$ 412 million was approved in the Extraordinary Stockholders' Meeting held on June 30, 2011.

The 2010 Annual Sustainability Report of Itaúsa won an assessment declaration that confirms the application level B in terms of displaying its use of the Global Reporting Initiative (GRI) guidelines. As part of the objective of promoting the adoption of the best practices among the Itaúsa Conglomerate companies, the GRI declarations were also confirmed for the annual sustainability reports of Duratex, Elekeiroz, Itaotec, Itaú Unibanco and its subsidiary Redecard.



Itaú Unibanco was elected the World's Most Sustainable Bank in the 2011 FT/IFC Sustainable Finance Awards, granted by the British newspaper Financial Times and the International Finance Corporation (IFC), the financial institution of the World Bank, one of the most significant acknowledgements in the world in the sustainability area.

In April 2011, Itaú Unibanco Holding entered into an Agreement for Purchase and Sale of Shares with Carrefour Brazil in order to acquire 49% of Banco Carrefour for R\$ 725 million. Banco Carrefour is responsible for the offer and distribution, on an exclusive basis, of finance, insurance and private pension products and services, in the distribution channels of Carrefour Brazil (electronic channels and 163 hypermarkets and supermarkets), which counts on a loan portfolio (gross amount) of R\$ 2.3 billion at December 31, 2010. The completion of the transaction depends on the approval of the Central Bank of Brazil.

For the eighth consecutive time, Itaú brand was recognized as the most valuable in Brazil by Interbrand consulting company, a pioneer in the development of the brand valuation method, being valued at R\$ 24.3 billion. In May, Itaú was included for the first time in the BrandZ ranking, which reveals the 100 most valuable brands in the world, occupying the 90th position.

In the period from January 1 to July 15, 2011, the Bank acquired 22,500,000 preferred shares at the average price of R\$ 34.94 supported by its program for repurchase of shares approved on November 1, 2010.



In June, the foundation stone of the Medium Density Fiberboard (MDF) line, which will be built in Itapetininga (São Paulo) and has an annual capacity of 520 thousand cubic meters, was placed, and it is expected to be inaugurated in the second half of 2012. This investment is included in a major strategic plan for increasing the share of the Company in this segment, and will count on a second line to be installed at a location to be defined, with annual capacity of 680 thousand cubic meters, expected to be completed at the end of 2014. Both lines will add 1.2 million cubic meters to the annual capacity, increasing it to 2.7 million cubic meters, which will contribute to an increase of R\$ 1 billion in the net revenue of Duratex, according to the current prices in the market and the projected mix of shipping.

In the period, investments amounted to R\$ 344 million, of which the following were worth noting: acquisition of equipment for these MDF lines; assembly and start of this new galvanoplasty equipment (bathroom metals) and of the new furnace with annual capacity for 800 thousand porcelain pieces, in Cabo de Santo Agostinho (State of Pernambuco); completion of the assembly and start-up of the new lines of low pressure coating and laminated floors in Agudos (State of São Paulo).

In the Deca Division, the highlight was the participation in Casa Cor São Paulo 2011, the most important decoration event in the country. At that occasion, the marketing actions targeted at the main opinion makers for the market and consumers were reinforced.



Giving continuity to its strategy towards international expansion, Itautec entered into an important contract for the supply of ATMs with a major Mexican financial institution. The agreement totals US\$ 60 million, and provides for the delivery of equipment up to 2013. The installation process started in the second quarter of 2011.

In Computing Solutions, Itautec launched dozens of new products, including the All-in-One AT0100 desktop targeted at the Personal Computing segment, and new desktops and servers targeted at the Business Computing segment. The Company has also launched a new line of notebooks, which resulted in a significant increase in the interest and demand from the retail segment that supplies the consumer market and several distributors that supply small and medium businesses.

In Technology Services Unit, Itautec was able to maintain the growth rate of the revenue from this Unit by winning important new contracts, and maintaining and extending the existing ones.



Investments of R\$ 22 million were made in the first half of 2011, of which it is worth noting the project on expansion of the capacity of 2-ethyl hexanoic acid and several programs for increasing productivity, occupational safety and environmental preservation.

Results of Itaúsa - Main indicators

	Parent company		Non-controlling interest		Conglomerate	
	06/30/2011	06/30/2010	06/30/2011	06/30/2010	06/30/2011	06/30/2010
BRGAAP						
Net income	2,543	2,264	4,759	4,742	7,302	7,006
Stockholders' equity	25,941	21,544	44,751	40,618	70,692	62,162
Return on average equity %	20.5%	22.0%	21.6%	24.0%	21.2%	23.3%
IFRS						
Net income	2,376	2,176	240	266	2,616	2,442
Stockholders' equity	27,776	24,731	2,887	2,835	30,663	27,566
Return on average equity %	17.7%	18.3%	16.7%	19.4%	17.6%	18.4%
Results per thousand shares – in R\$						
		06/30/2011	06/30/2010	Actual change	Change %	
Net income of parent company – IFRS		0.54	0.50	0.04	8.4	
Book value of parent company – IFRS		6.34	5.68	0.66	11.5	
Dividends/JCP net of taxes ⁽¹⁾		0.13	0.16	(0.03)	(20.3)	
Price of preferred share (PN) ⁽²⁾		11.93	10.93	1.00	9.1	
Market capitalization ⁽³⁾ – in millions of Reais		52,677	47,811	4,866	10.2	

(1) JCP – Interest on Own Capital. Amounts paid/provisioned. As of year 2011, the dividends are provisioned by considering the minimum statutory requirement.

(2) Calculated based on the average quotation of preferred shares on the last day of the period.





(3) Calculated based on the average quotation of preferred shares on the last day of the period (quotation of average PN multiplied by the number of outstanding shares at the end of the period).

Reconciliations between BRGAAP and IFRS - Conglomerate





R\$ Million

	Stockholders' equity		Net income	
	06/30/2011	06/30/2010	1 st H/11	1 st H/10
Consolidated before IFRS adjustments	70,692	62,162	7,302	7,006
Adjustments that affect stockholders' equity between BR GAAP and IFRS	(40,029)	(34,596)	(4,686)	(4,564)
Exclusion of Itaú Unibanco from consolidation	(42,404)	(38,286)	(4,519)	(4,456)
Loan operations	685	1,007	(54)	(186)
Recognition of total deferred tax assets	527	749	(99)	(138)
Pension and health care plans	44	609	-	20
Business combinations	392	927	-	(95)
Biological assets	219	189	-	3
Additional dividends	-	342	-	-
Other	508	(133)	(14)	288
Consolidated under IFRS	30,663	27,566	2,616	2,442

Main indicators of the Itaúsa Conglomerate companies – before IFRS adjustments

	January to June		 DURATEX	 Itautec	 Elekeiroz	ITAÚSA (1)
Net income	2011	7,133	186	19	19	7,302
	2010	6,399	192	21	18	7,006
Stockholders' equity	2011	66,083	2,732	527	491	70,692
	2010	55,074	2,455	517	455	62,162

Main indicators of the Itaúsa Conglomerate companies – under IFRS

	January to March		 DURATEX	 Itautec	 Elekeiroz	ITAÚSA (1) (2)
Total assets	2011	760,516	6,646	1,112	641	289,544
	2010	625,100	5,965	1,245	615	239,424
Operating revenues	2011	60,091	1,411	690	369	26,893
	2010	49,680	1,319	791	402	22,616
Net income	2011	6,795	177	21	19	2,616
	2010	6,092	171	26	17	2,442
Stockholders' equity	2011	69,599	3,562	529	479	30,663
	2010	62,062	3,310	522	444	27,566
Annualized return on average equity (%)	2011	20.0%	10.1%	8.1%	7.9%	17.6%
	2010	20.3%	10.6%	10.2%	7.8%	18.4%
Internal fund generation	2011	14,951	416	34	33	8,947
	2010	11,525	379	57	40	6,349

(1) Consolidated/Conglomerate data is net of consolidation elimination and unrealized results of intercompany transactions.

(2) Itaúsa Conglomerate includes: the consolidation of 100% of controlled companies; and the proportional consolidation of the interest held in jointly-controlled companies.

Proforma Statement of Income – under IFRS

R\$ Million

	2 nd quarter 2011	95.4%	1 st quarter 2011	96.4%	2 nd quarter 2010	96.9%	1 st half 2011	96.0%	1 st half 2010	95.4%	Change		
											2 nd Q11/ 1 st Q11	2 nd Q11/ 2 nd Q10	1 st H11/ 1 st H10
FINANCIAL SERVICES AREA	1,075		1,272		1,108		2,347		2,168		-15.5%	-3.0%	8.2%
INDUSTRIAL AREA	52	4.6%	47	3.6%	32	2.8%	98	4.0%	104	4.6%	9.9%	60.9%	-5.3%
DURATEX	35	3.1%	28	2.1%	38	3.3%	63	2.6%	66	2.9%	23.2%	-9.2%	-5.3%
ELEKEIROZ	11	0.9%	8	0.6%	11	1.0%	18	0.8%	24	1.1%	32.6%	-4.5%	-24.5%
ITAUTEC	7	0.6%	11	0.8%	(17)	-1.5%	17	0.7%	13	0.6%	-40.5%	-138.2%	30.0%
Other areas - Itaúsa Empreendimentos	1	0.0%	0	0.0%	3	0.3%	1	0.0%	-	0.0%	468.2%	-83.3%	0.0%
SHARE OF INCOME	1,127	100.0%	1,319	100.0%	1,143	100.0%	2,446	100.0%	2,272	100.0%	-14.5%	-1.4%	7.7%
FINANCIAL INCOME	25		21		(37)		46		(15)		20.0%	-168.1%	-411.6%
FINANCIAL EXPENSE - Debentures	(29)		(30)		(7)		(59)		(7)		-4.4%	340.7%	801.7%
REVERSAL OF PROV./ADJUSTMENT OF THE INVESTMENT F	-		-		(85)		-		(136)		-	-100.0%	-100.0%
ADMINISTRATIVE EXPENSES	(6)		(8)		(7)		(14)		(11)		-25.0%	-19.0%	22.7%
TAX EXPENSES	(42)		(45)		(1)		(87)		(60)		-6.7%	4100.0%	45.0%
MANAGEMENT FEES	(2)		(3)		(4)		(5)		(9)		-33.3%	-50.0%	-44.4%
OTHER OPERATING REVENUES (EXPENSES)	(0)		0		2		0		4		-114.5%	-102.9%	-91.5%
RESULTS OF ITAÚSA	(54)		(65)		(139)		(118)		(233)		-17.0%	-61.4%	-49.3%
NET INCOME BEFORE INCOME TAX/SOCIAL CONTRIBUTIO	1,073		1,254		1,004		2,327		2,038		-14.4%	6.9%	14.2%
INCOME TAX/SOCIAL CONTRIBUTION	43		6		151		49		138		681.8%	-71.5%	-64.9%
INDIVIDUAL NET INCOME (attributable to controlling stockholders)	1,116		1,260		1,155		2,376		2,176		-11.4%	-3.3%	9.2%
Net Income attributable to non-controlling interests	133		107		149		240		266		24.3%	-10.7%	-9.8%
CONSOLIDATED NET INCOME	1,249		1,367		1,304		2,616		2,442		-8.6%	-4.2%	7.1%

As a holding, Itaúsa's results are basically composed of Share of Income, determined based on the results of its controlled companies. The calculation of Share of Income by company is shown below.

In the quarter, the Share of Income amounted to R\$ 1,127 million, a 14.5% reduction in relation to the first quarter of 2011, and 1.4% in relation to the same quarter of the previous year, mainly affected by the performance of the Financial Services Area. In the first half of 2011, Share of Income reached R\$ 2,446 million and increased 7.7% compared to the same period of 2010.

Determination of Share of Income – 2nd Quarter 2011

R\$ Million

	ITAÚ UNIBANCO	DURATEX	ITAUTEC	ELEKEIROZ	OTHER AREAS	TOTAL
Net income	3,323	100	10	11	1	
(x) Direct/Indirect interest	36.65%	35.36%	94.01%	96.49%	100.00%	
(=) Share of net income	1,218	35	9	11	1	1,274
(+/-) Share of income not arising from net income ⁽¹⁾	(143)		(3)	-	-	(146)
Share of income	1,075	35	7	11	1	1,127

Determination of Share of Income – 1st Half 2011

R\$ Million

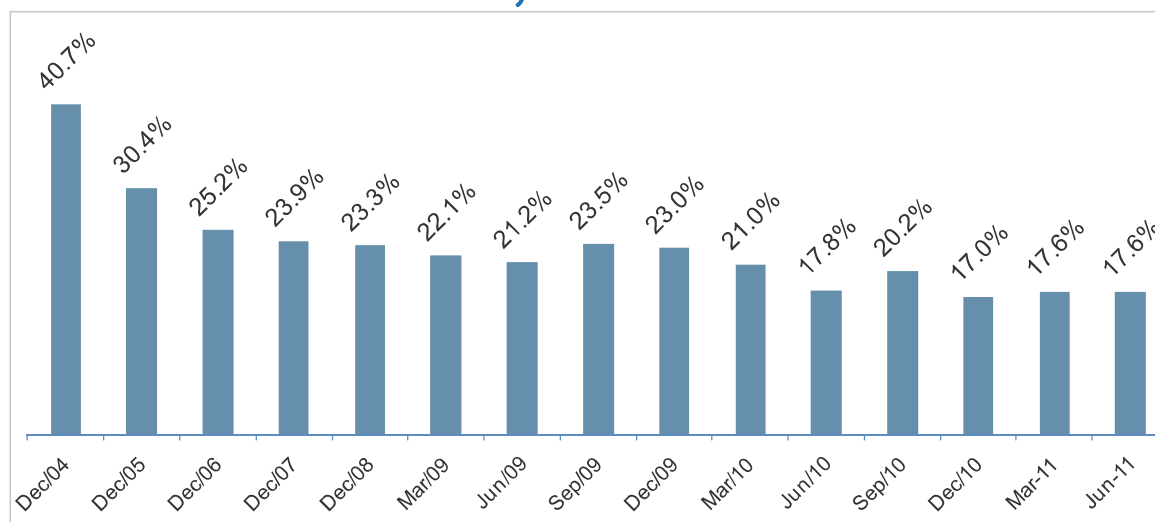
	ITAÚ UNIBANCO	DURATEX	ITAUTEC	ELEKEIROZ	OTHER AREAS	TOTAL
Net income	6,795	178	21	19	1	
(x) Direct/Indirect interest	36.65%	35.36%	94.01%	96.49%	100.00%	
(=) Share of net income	2,486	63	20	18	1	2,588
(+/-) Share of income not arising from net income ⁽¹⁾	(140)	-	(3)	0	-	(142)
Share of income	2,347	63	17	18	1	2,446

(1) Elimination of unrealized profit reserve and effects from the purchase of shares to be held in treasury by Itaú Unibanco Holding.

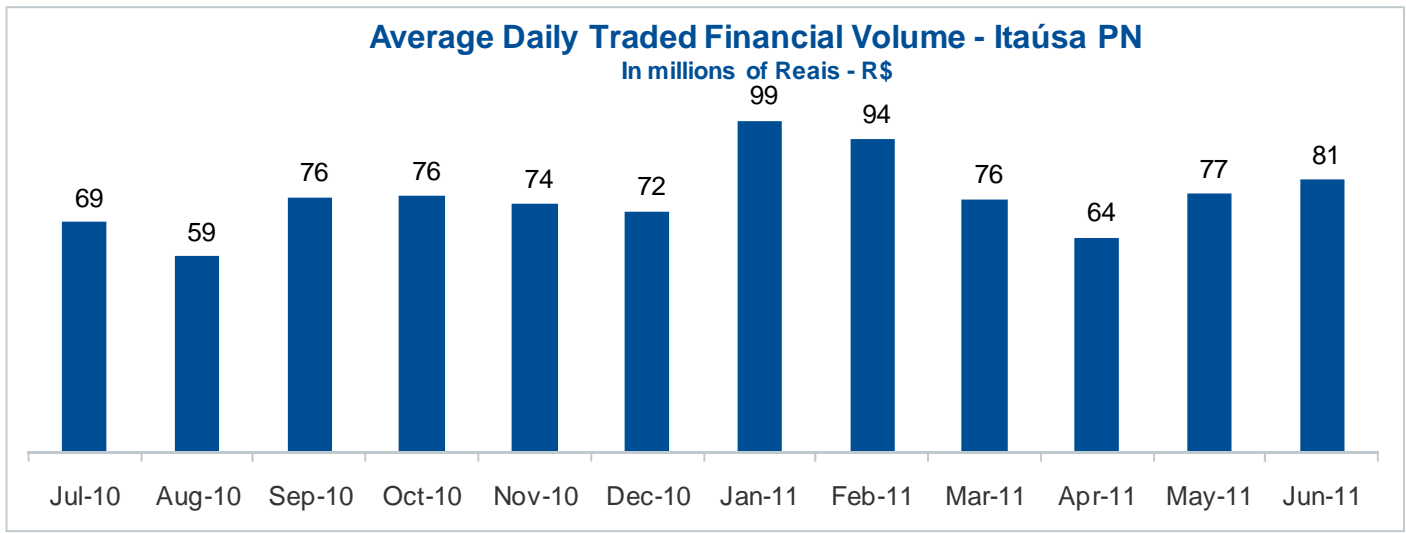
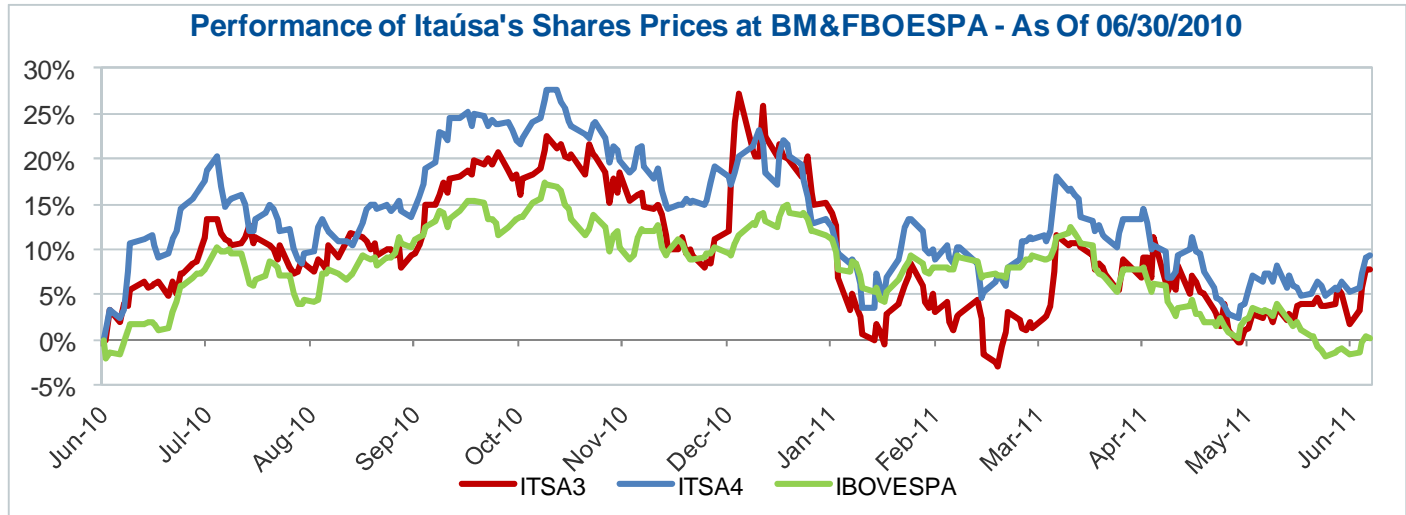
Market Value of the Subsidiaries x Discount in the Price of Itaúsa On June 30, 2011

Public companies	Total shares (thousand)	Average quotation* of the most liquid share (R\$)	Market value of companies (in millions of Reais)	Interest of Itaúsa in companies (%)	Market value of interests (in millions of Reais)
	(A)	(B)	(C) = (A) x (B)	(D)	(E) = (C) x (D)
Itaú Unibanco Holding S.A.	4,534,669	36.36	164,881	36.65%	60,431
Duratex S.A.	548,836	13.35	7,327	35.36%	2,591
Itautec S.A.	11,651	35.01	408	94.01%	383
Elekeiroz S.A.	31,485	12.30	387	96.60%	374
Other Liquid Assets and Liabilities (F)					159
Market Value of the Itaúsa Interests (G)					63,938
Market Value of Itaúsa (H)	4,415,482	11.93	52,677	-	52,677
Discount (%) (I) = (H)/(G)-1					-17.61%

History of Discount

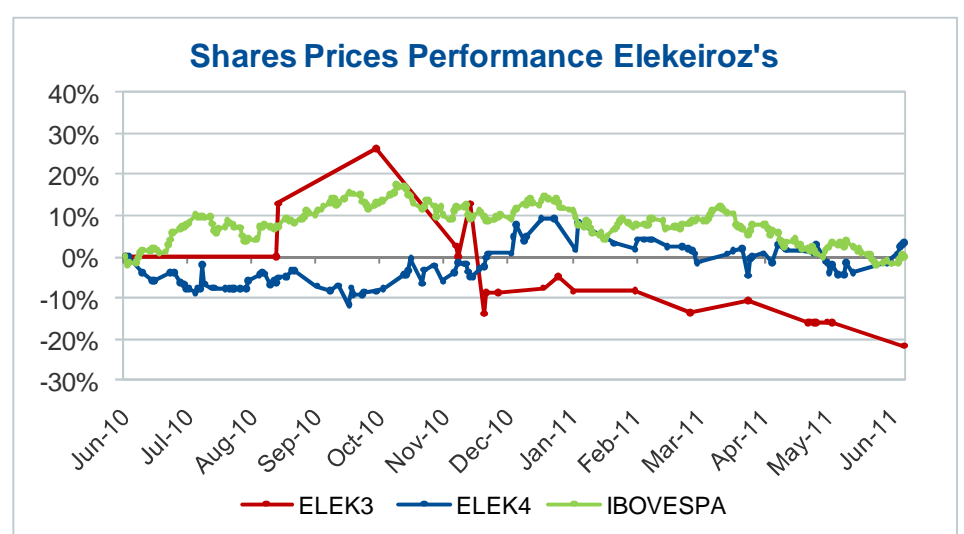
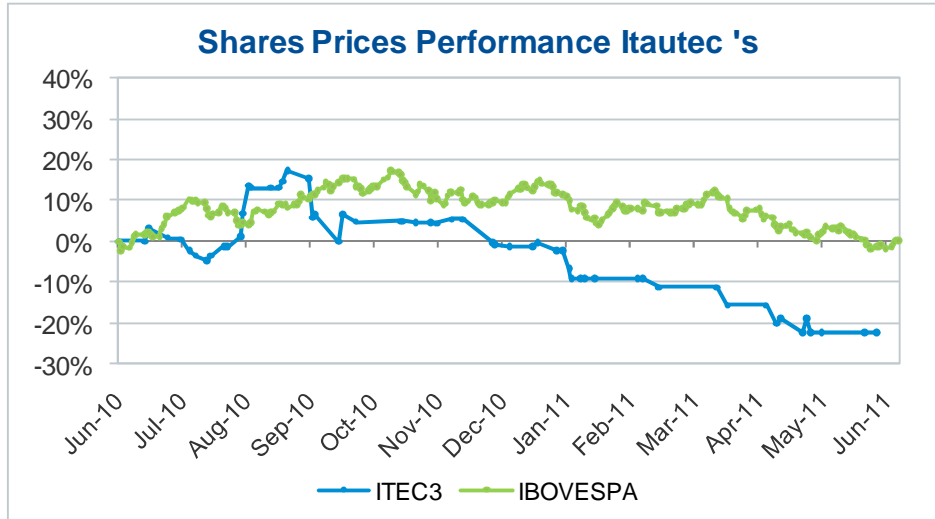
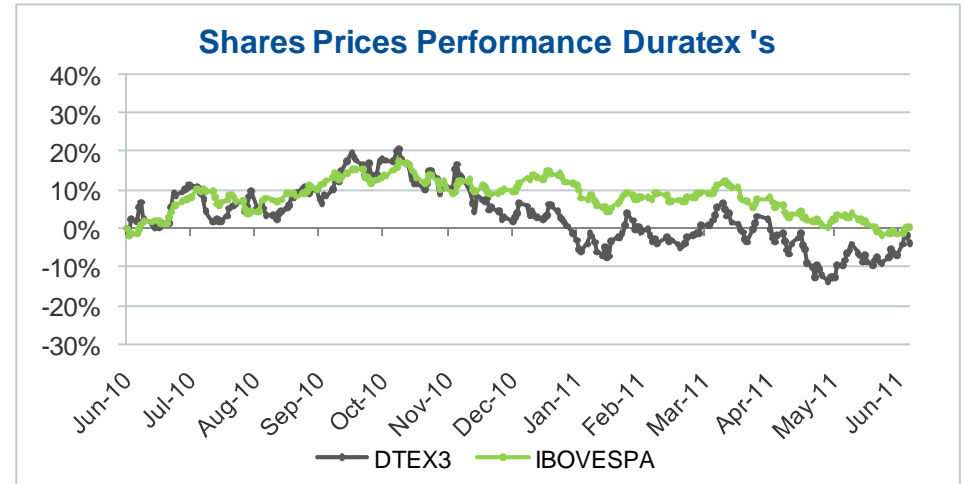
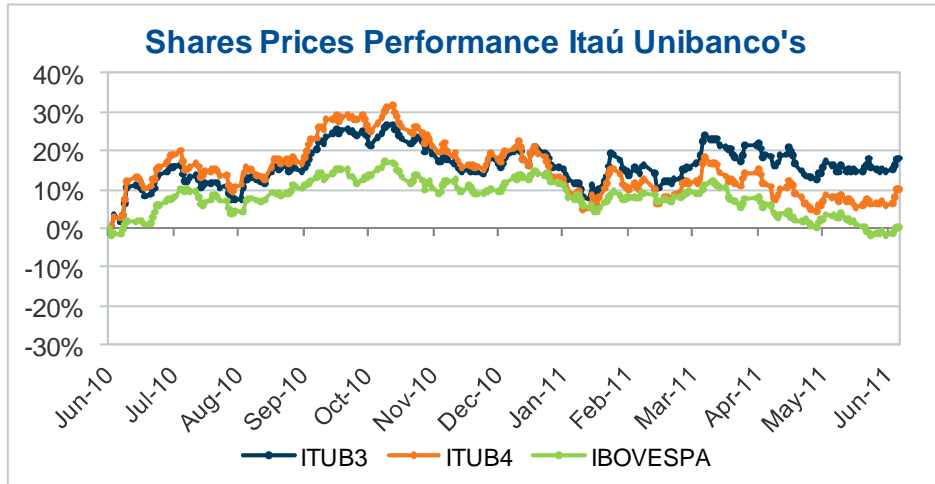


(*) Average quotation of the most liquid share on the last day of the period.
(F) Net value of other assets and liabilities (individual balance sheet)



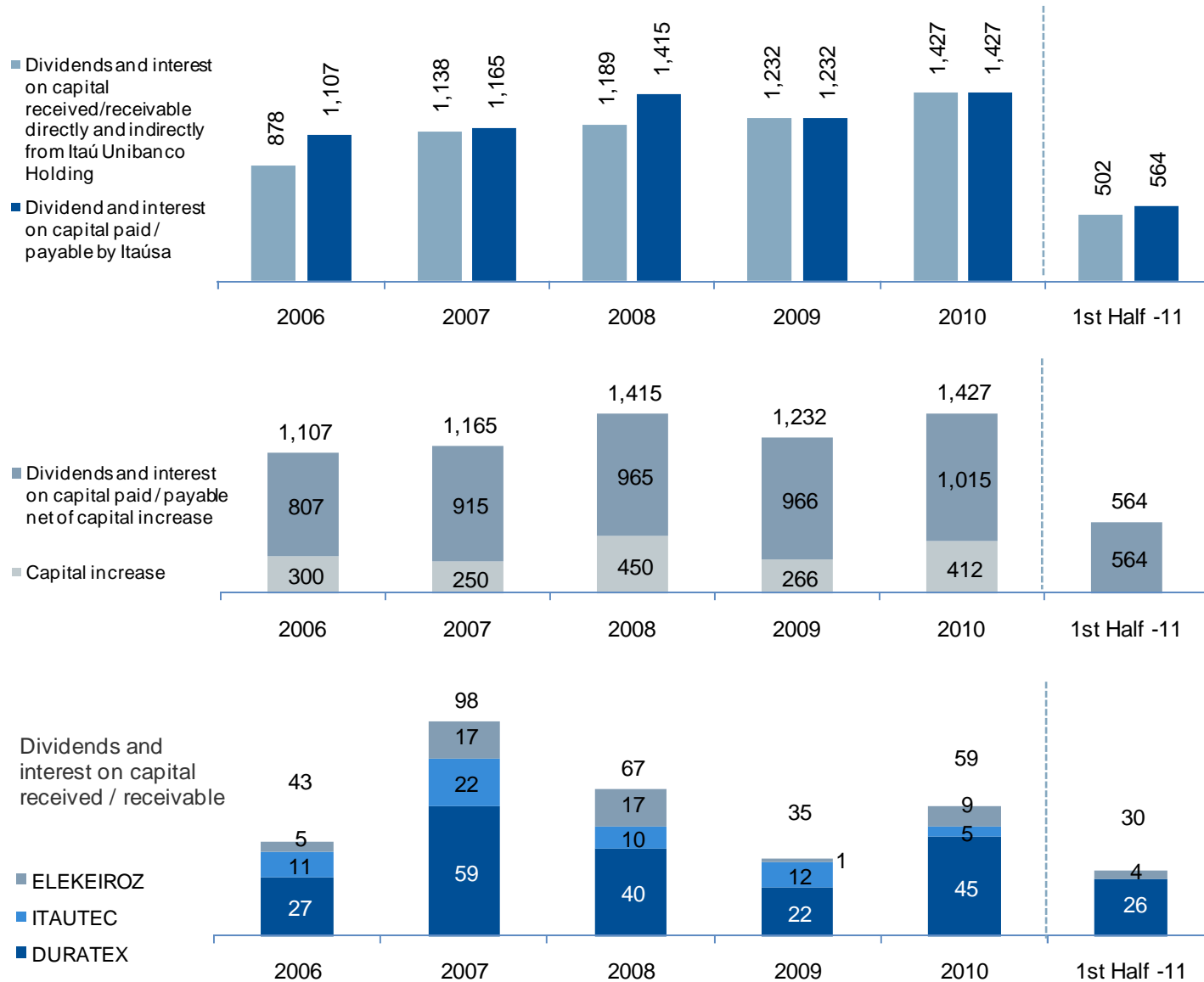
Source: Economática
 Period: 06/30/2010 to 06/30/2011
 Quotation adjusted by events such as reverse split, split and bonus of shares.

Shares Prices Performance at BM&FBOVESPA – Base Date 06/30/2010



Source: Economática
 Period: 06/30/2010 to 06/30/2011
 Quotation adjusted by events such as reverse split, split and bonus of shares.

ITAÚSA | Flow of Dividends / Interest on Capital (*) – in millions of Reais



(*) Interest on capital net of withholding income tax

ITAÚSA - INVESTIMENTOS ITAÚ S.A.
INDIVIDUAL BALANCE SHEET AT JUNE 30, 2011 AND DECEMBER 31, 2010
(In millions of Reais)

ASSETS	06/30/2011	12/31/2010	LIABILITIES AND STOCKHOLDERS' EQUITY	06/30/2011	12/31/2010
Financial assets	839	1,028	Current	1,486	1,916
Cash and deposits on demand	1	-	Funding from institutional markets - debentures	707	1,064
Held-for-trading financial assets	345	489	Tax liabilities – income tax and social contribution	49	104
Available-for-sale investments	21	29	Provisions	15	14
Dividends/Interest on capital receivable	472	510	Dividends/Interest on capital payable	647	712
Tax assets	496	519	Other non financial liabilities	68	22
Income tax and social contribution for offset	67	136			
Income tax and social contribution - deferred	429	383			
Investments	27,293	25,768	TOTAL LIABILITIES	1,486	1,916
Fixed assets, net	73	7			
Intangible assets	460	832	Stockholders' equity	27,776	26,302
Other non financial assets	101	64	Capital	13,678	13,266
Deposits in guarantee	87	50	Additional paid-in capital	12	12
Other sundry receivables	14	14	Reserves	14,326	13,129
			Cumulative comprehensive income	(240)	(105)
TOTAL ASSETS	29,262	28,218	TOTAL LIABILITIES AND STOCKHOLDERS' EQUITY	29,262	28,218

ITAÚSA - INVESTIMENTOS ITAÚ S.A.
INDIVIDUAL STATEMENT OF INCOME
Quarters ended June 30, 2011 and 2010

(In millions of Reais, except per share information)

	01/01 to 06/30/2011	01/01 to 06/30/2010
OPERATING REVENUES (Net)	2,492	2,260
Net gain from financial assets	45	(15)
Share of income of subsidiaries	2,446	2,272
Other operating revenues	1	3
OPERATING EXPENSES	(165)	(222)
General and administrative expenses	(19)	(21)
Other operating expenses	(87)	(59)
Financial expenses	(59)	(142)
NET INCOME BEFORE INCOME TAX	2,327	2,038
INCOME TAX AND SOCIAL CONTRIBUTION	49	138
Current income tax and social contribution		(1)
Deferred income tax and social contribution	49	139
NET INCOME	2,376	2,176
EARNINGS PER SHARE - BASIC / DILUTED		
Common	0.54	0.50
Preferred	0.54	0.50