

ITAÚSA



Complete Financial Statements

September 30, 2016



MANAGEMENT REPORT

We present the Management Report and the Financial Statements of Itaúsa - Investimentos Itaú S.A. (Itaúsa) and its subsidiaries for the period from January to September 2016, prepared in accordance with the standards established by the Accounting Pronouncements Committee (CPC) and approved by the Brazilian Securities and Exchange Commission (CVM), as well as the International Financial Reporting Standards (IFRS).

The Financial Statements were audited by BDO RCS Auditores Independentes S/S (BDO) as independent auditors in attendance to the statutory requirements, including the Brazilian Securities and Exchange Commission policy, and have received an unqualified opinion from the external auditor. The financial statements were approved by the Fiscal Council. In compliance with the Corporate Governance practices adopted by the Conglomerate, these financial statements were also reviewed by PricewaterhouseCoopers Auditores Independentes (PwC) as independent auditors of Itaú Unibanco Holding S.A, the main investment held by Itaúsa.

The financial statements were made available to the CVM and to BM&FBovespa.

1) ECONOMIC ENVIRONMENT

The economic activity of developed countries continues to record moderate growth. In the United States, GDP grew 1.3% in the second quarter of 2016 as compared to the same period of the previous year. Unemployment rate was 4.9% on average in the third quarter of 2016, stable when compared to the previous quarter and slightly below the 5.1% recorded in the same period of 2015.

In the Eurozone, GDP grew 1.6% in the 2Q16 as compared to the same period of the previous year. Employment rates seem to have stabilized in Europe, with unemployment rates falling to 10.1% in August 2016, from 10.7% in the same period of the previous year. In the United Kingdom, GDP posted a 2.1% increase in the 2Q16, as compared to the same period of the previous year. Unemployment rate reached 4.9% in August 2016, from 5.4% in August 2015.

The perspective of growth in emerging countries continues to be favorable. China's GDP grew 6.7% in the year-to-year comparison in the third quarter of 2016, keeping the same pace of the previous quarter.

In general, the margin of prices of commodities are stable and continues going up over the year, due to adjustments in demand and offer beyond expectation.

In the domestic scenario, GDP decreased 0.6% in the second quarter of 2016 as compared to the previous quarter (with seasonal adjustment). When compared to the same quarter of the previous year, the decrease was 3.8%. Preliminary indicators suggest a new slowdown in the third quarter of 2016. The reduction in the activity level has impacted the labor market. Unemployment increased to 11.8% in the quarter ended August 2016, from 8.7% in the same period of the previous year, as measured by the Continuous Pnad (Continuous National Household Sample Survey).

Industry has shown signs of stability in the last months. In the 2Q16, industrial GDP increased 0.3% from the previous quarter. The cyclical turnover adjustment is expected to boost the recovery of the industry in the time ahead.

In August 2016, the annual change of the financial system credit balance was negative by 8.8% in actual terms, against a 0.2% increase in the previous year. Loans in the 12-month period through August 2016 fell 15.6% in actual terms, against a 7.6% decrease in August 2015. Default rate for loans to individuals increased 20 bps in the last 12 months to 4.1% in August 2016. Loans to companies recorded a rise in the default rate to 3.2% in August 2016 (2.4% in August 2015).

Inflation measured by IPCA in 12 months fell to 8.5 until September, after closing last year at 10.7%. The fall in inflation in the period was determined by regulated prices, which posted a 7.9% variation in 12 months until September, much lower than the 18.1% in the closing of 2015. The increase in free prices reached 8.7% in the twelve-month period ended September, slightly higher than the 8.5% recorded in December 2015.

The current downward trend of inflation has allowed a more flexible monetary policy. In October 2016 the Central Bank of Brazil reduced the basic interest rate by 25 bps, which reached 14.0%. This was the first reduction in interest rates since September 2012.

The deficit in external accounts fell to 1.5% of GDP in the last 12 months ended August 2016, from 4.1% in September 2015. The Brazilian real appreciated against the U.S. dollar over the year and closed September 2016 at R\$3.26/US\$. In September 2016, the Central Bank reduced the stock of currency swaps

to US\$33 billion, and international reserves recorded a balance of approximately US\$378 billion in that month.

2) ITAÚSA HIGHLIGHTS

ITAÚSA

Sustainability

For the 13th year, Itaúsa was selected to make up the portfolio of the Dow Jones Sustainability World Index (DJSI), the main corporate sustainability ranking in the world. In its 2016/2017 edition, the portfolio is made up by 316 companies of 28 countries, of which only seven are Brazilian companies - among which Itaúsa and Itaú Unibanco Holding S.A.

Itaúsa achieved the highest score in the banking sector in the following categories:

- ➡ Anticrime policy/ actions;
- ➡ Financial stability and systemic risk;
- ➡ Business risks and opportunities; and
- ➡ Financial inclusion.

In addition, Itaúsa and Itaú Unibanco were once again selected to make up the portfolio of the Dow Jones Sustainability Emerging Markets Index.

Return to Stockholders

On August 8, 2016, Itaúsa's Board of Directors resolved on paying interest on capital on August 25, 2016, in the amount of R\$0.079 per share (R\$0.06715 per share, net of withholding income tax), as the mandatory dividend for 2016, based on the final stockholding position of August 12, 2016.

3) ITAÚSA ECONOMIC PERFORMANCE

MAIN INDICATORS OF RESULTS OF ITAÚSA CONSOLIDATED

As a holding company, Itaúsa's results are basically derived from its share of income, determined based on the results of its subsidiaries. We present below Itaúsa's Share of Income and Result taking into account the recurring events only (nonrecurring items are detailed on page 05).

In the period from January to September 2016, the Company paid or provided for R\$1,499 million in dividends/ interest on capital, net of taxes.

Return on investment: At September 30, 2016^(a), the return on investment in dividends/ interest on capital in relation to the share price of October 1, 2015, net of taxes, was 6.03%.

(a) Includes the total dividends/ interest on capital distributed in the 12-month period and the 10% share bonus approved on April 29, 2016.

Increase in Limit for Acquisition of Own Shares

At the meeting held on August 8, 2016, Itaúsa's Board of Directors resolved to increase the limit of the repurchase of its own shares to be held in treasury, cancelled or replaced in the market. Including the 26,819,000 common shares purchased in July 2016, there are now 83,181,000 (28,181,000 common and 55,000,000 preferred) own shares available for purchase up to May 9, 2017.

Public Meeting - APIMEC

On November 17, 2016, Itaúsa will hold the 16th annual public meeting with investors, analysts and the market, in partnership with Apimec, the Association of Investment Analysts and Professionals of the Capital Markets, to disclose the Conglomerate's results. This event will be held at Hotel Unique in the city of São Paulo – SP and will be broadcast live on the Internet on the Investors Relations' website: www.itausa.com.br.

| | R\$ million | | | | |
|--|------------------------|---------------|------------------------|---------------|----------------|
| Recurring Share of Individual Income by Area | 01/01 to 09/30/2016 | % | 01/01 to 09/30/2015 | % | Change (%) |
| Financial Services Area | 6,470 | 101.0% | 6,548 | 99.9% | -1.2% |
| Industrial Area | (67) | -1.0% | 8 | 0.1% | -937.5% |
| Duratex | (7) | -0.1% | 50 | 0.8% | -114.0% |
| Elekeiroz | (37) | -0.6% | (18) | -0.3% | 105.6% |
| Itautec | (23) | -0.4% | (24) | -0.4% | -4.2% |
| Others | 2 | 0.0% | (1) | 0.0% | -300.0% |
| Recurring share of individual income | 6,405 | 100.0% | 6,555 | 100.0% | -2.3% |
| Results of Itaúsa - net of taxes | (96) | | (55) | | |
| General Administrative Expenses | (30) | | (26) | | |
| Financial Income / Expenses | 51 | | 75 | | |
| Tax Expenses | (200) | | (217) | | |
| Other Operating Revenues | 16 | | 9 | | |
| Income Tax / Social Contribution | 67 | | 104 | | |
| Recurring Net Income | 6,309 | | 6,500 | | -2.9% |
| Non-Recurring results | 4 | | 625 | | |
| Net Income | 6,313 | | 7,125 | | -11.4% |

General and Administrative Expenses (G&A)

General and administrative expenses totaled R\$30 million from January to September 2016, accounting for 0.5% in relation to net income, when compared to 0.4% in the same period of 2015.

Financial Income/ Expenses

In the first nine months of 2016 (9M16), Itaúsa recorded a positive net financial result of R\$51 million.

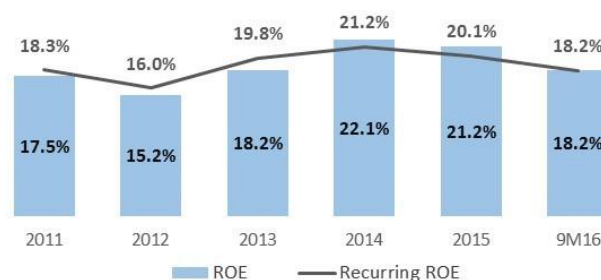
Tax Expenses

Total tax expenses amounted to R\$200 million in the year-to-date. These expenses are basically composed of PIS and COFINS levied on financial income and on income from interest on capital received from investees.

Net Income

Recurring net income for the period from January to September 2016 was R\$6,309 million, a 2.9% decrease as compared to the same period of the previous year, with recurring return on average equity (ROAE) of 18.2%. Net income for the same period reached R\$6,313 million, with annualized return of 18.2%.

Return on Average Equity (ROAE)



Liquidity

Itaúsa has a sound liquidity position. Total cash and cash equivalents and financial assets held for trading reached R\$970 million at the end of September 2016.

The Company's indebtedness^(a) at September 30, 2016 was 3.8% only, and out of the total liabilities of R\$1.9 billion, R\$1.0 billion referred to dividends and interest on capital payable.

(a) (current and non-current liabilities/ total assets) x 100

MAIN INDICATORS OF RESULTS OF ITAÚSA CONSOLIDATED

| | R\$ million | | | | | |
|---|----------------|------------|---------------------------|------------|--------------|------------|
| | Parent company | | Non-controlling interests | | Consolidated | |
| | 09/30/2016 | 09/30/2015 | 09/30/2016 | 09/30/2015 | 09/30/2016 | 09/30/2015 |
| Net income | 6,313 | 7,125 | 0 | 90 | 6,313 | 7,215 |
| Recurring net income | 6,309 | 6,500 | (13) | 94 | 6,296 | 6,594 |
| Stockholders' equity | 47,933 | 43,744 | 2,961 | 3,116 | 50,894 | 46,860 |
| Annualized return on average equity (%) | 18.2% | 23.1% | 0.0% | 3.9% | 17.1% | 21.8% |
| Annualized recurring return on average equity (%) | 18.2% | 21.1% | -0.6% | 4.1% | 17.1% | 19.9% |

MAIN FINANCIAL INDICATORS

| Results per share - in R\$ | R\$ per share | | |
|--|---------------|------------|------------|
| | 09/30/2016 | 09/30/2015 | Change (%) |
| Net income of parent company | 0.85 | 0.96 | (11.5) |
| Recurring net income of parent company | 0.85 | 0.88 | (3.0) |
| Book value of parent company | 6.47 | 5.89 | 10.0 |
| Dividends/ interest on capital, net | 0.20 | 0.23 | (11.1) |
| Price of preferred share (PN) ⁽¹⁾ | 8.40 | 6.49 | 29.4 |
| Market capitalization ⁽²⁾ - R\$ million | 62,188 | 48,233 | 28.9 |

(1) Calculated based on the average quotation of preferred shares on the last day of the period.

(2) Calculated based on the average quotation of preferred shares on the last day of the period (quotation of average PN multiplied by the number of outstanding shares at the end of the period).

Note: The number of outstanding shares and the quotation of the share were adjusted to reflect the 10% bonus declared out on April 29, 2016.

RECONCILIATION OF RECURRING NET INCOME

In order to allow the appropriate analysis of the financial statements for the period, we present the net income, with exclusion of the following main non-recurring effects, net of the respective tax effects:

| | R\$ million | | | | | |
|---|------------------------|------------------------|---------------------------|------------------------|------------------------|------------------------|
| | Parent company | | Non-controlling interests | | Consolidated | |
| | 01/01 to 09/30/2016 | 01/01 to 09/30/2015 | 01/01 to 09/30/2016 | 01/01 to 09/30/2015 | 01/01 to 09/30/2016 | 01/01 to 09/30/2015 |
| Net income | 6,313 | 7,125 | 0 | 90 | 6,313 | 7,215 |
| Inclusion/(Exclusion) of non-recurring effects D = (A + B + C) | (4) | (625) | (13) | 4 | (17) | (621) |
| Itaúsa (A) | - | 142 | - | - | - | 142 |
| Amortization of Goodwill | - | 142 | - | - | - | 142 |
| Arising from stockholding interest in Itaú Unibanco (B) | 9 | (752) | - | - | 9 | (752) |
| Change in Treasury Shares | (43) | 352 | - | - | (43) | 352 |
| Amortization of Goodwill | - | 14 | - | - | - | 14 |
| Pension Fund | - | 48 | - | - | - | 48 |
| Increase of the Social Contribution Rate | - | (1,468) | - | - | - | (1,468) |
| Effect of Adherence to the Program for the Payment of Federal Taxes | (4) | (15) | - | - | (4) | (15) |
| Provision for Contingencies - Economic Plans | 51 | 40 | - | - | 51 | 40 |
| Provision for Contingencies - Tax and Social Security Lawsuits | 2 | 208 | - | - | 2 | 208 |
| Impairment | 3 | 16 | - | - | 3 | 16 |
| Other | - | 53 | - | - | - | 53 |
| Arising from stockholding interest in other Itaúsa group companies (C) | (13) | (15) | (13) | 4 | (26) | (11) |
| Duratex | (7) | 3 | (13) | 5 | (20) | 8 |
| Elekeiroz | 2 | (18) | - | (1) | 2 | (19) |
| Itautec | (7) | - | - | - | (7) | - |
| Itausa Empreendimentos | (1) | - | - | - | (1) | - |
| Recurring net income | 6,309 | 6,500 | (13) | 94 | 6,296 | 6,594 |

MAIN INDICATORS OF THE ITAÚSA CONGLOMERATE COMPANIES

| | January to September | R\$ million | | | | CONSOLIDATED ITAÚSA ⁽²⁾ |
|--|----------------------|-------------------------|------------------------|-----------|---------|------------------------------------|
| | | Financial Services Area | Industrial Area | | | |
| | | Itaú Unibanco Holding | Duratex ⁽¹⁾ | Elekeiroz | Itautec | |
| Total assets | 2016 | 1,324,122 | 9,246 | 707 | 139 | 57,890 |
| | 2015 | 1,241,933 | 9,232 | 786 | 216 | 53,663 |
| Operating revenues ⁽³⁾ | 2016 | 155,529 | 2,881 | 585 | 7 | 9,928 |
| | 2015 | 133,325 | 3,008 | 665 | 25 | 10,998 |
| Net income | 2016 | 17,271 | 1 | (40) | (11) | 6,313 |
| | 2015 | 20,720 | 137 | 0 | (24) | 7,215 |
| Stockholders' equity | 2016 | 121,942 | 4,571 | 415 | 60 | 50,894 |
| | 2015 | 109,743 | 4,759 | 466 | 85 | 46,860 |
| Annualized return on average equity (%) ⁽⁴⁾ | 2016 | 20.0% | 0.0% | -12.4% | -23.6% | 17.1% |
| | 2015 | 26.9% | 3.9% | 0.1% | -34.1% | 21.8% |
| Internal fund generation ⁽⁵⁾ | 2016 | 76,603 | 643 | (17) | (12) | 461 |
| | 2015 | 35,127 | 720 | 25 | (26) | 638 |

(1) Net Income, Stockholders' equity and ROE of Duratex correspond to results of Consolidated Financial Statement.

(2) Itaúsa Consolidated includes: the consolidation of 100% of the subsidiaries and is net of consolidation elimination and unrealized results of intercompany transactions.

The amounts for Itaú Unibanco that were not consolidated and are now being accounted for under the equity method.

(3) Operating revenue by area of operations was obtained as follows:

- Itaú Unibanco Holding: Interest and similar income, dividend income, net gain (loss) from investment securities and derivatives, banking service fees, income from insurance, private pension and capitalization operations before claim and selling expenses and other income.
- Duratex, Itautec and Elekeiroz: Sales of products and services.
- Itaúsa Conglomerate: Sales of products and services and share income of associates and joint ventures.

(4) Represents the ratio of net income for the period and the average equity ((sep + jun + mar + dec'15) / 4).

(5) Refers to funds arising from operations as reported by the statement of cash flows.

Note: Net Income, Stockholders' equity and ROE of Itaú Unibanco correspond to results attributable to controlling stockholders.

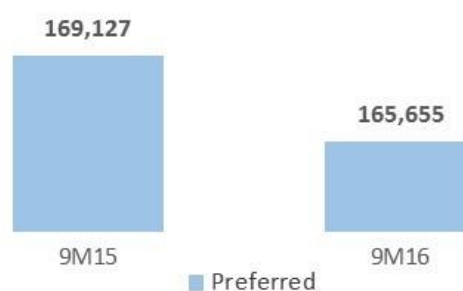
As from the second quarter of 2016, Itaú CorpBanca was consolidated in Itaú Unibanco financial statements.

4) CAPITAL MARKETS

Traded on the São Paulo Stock Exchange (BM&FBOVESPA), Itaúsa's preferred shares (ticker ITSA4) closed September 2016 at R\$8.34, a 28.5% increase from the end of September 2015, whereas the main index of that stock exchange, Ibovespa, posted a 29.5% increase.

The daily average financial volume of the preferred shares traded in the first nine months of 2016 was R\$165.7 million, as compared to R\$169.1 million in the same period of the previous year, with a total of 5,419 thousand traded in the first nine months of 2016 (5,479 thousand from January to September 2015).

Daily average financial volume traded (R\$000)



Itaúsa Discount

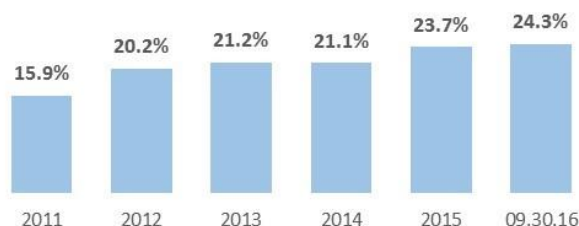
Discount is one of the indicators most frequently used by analysts, stockholders, and investors in capital markets to assess investments in Itaúsa, and it refers to the difference between the market value ascertained for Itaúsa and the theoretical market value obtained through the "sum of the parties" that compose it. The Investor Relations area discloses

information on a monthly basis about the discount on the Company's website. To receive it, register on: www.itausa.com.br.

At September 30, 2016, Itaúsa's shares were traded at a 24.3% discount in relation to the market value of the sum of its interests in companies, as compared to 20.5% at the end of September 2015.

At the end of the period, market capitalization, based on the price of the most liquid shares (ITSA4), was R\$62,188 million, a 28.9% increase from the previous year, whereas the total market value of the sum of interests in subsidiary companies reached R\$82,120 million.

History of Itaúsa Discount



At September 30, 2016, the number of individual stockholders in Itaúsa was 45,531.

5) ITAÚSA'S SUBSIDIARY COMPANIES

Itaúsa's objective is to hold equity interests in other companies, and is continuously evaluating potential transactions that add value to its shareholders.



Banco Itaú BMG Consignado – On September 29, 2016, Itaú Unibanco entered into a share purchase agreement with Banco BMG, by which it agreed to acquire the total interest held by Banco BMG in Banco Itaú BMG Consignado. This interest corresponds to 40% of the capital stock of Itaú BMG Consignado, which means that Itaú Unibanco will become the holder of 100% of the total capital of this institution. The amount payable will be approximately R\$1.28 billion, as adjusted by the CDI variation from December 31, 2015 to the date of the effective transfer of shares. Itaú Unibanco and Banco BMG will maintain an association by means of a new commercial agreement for the distribution of payroll loans of Banco Itaú BMG Consignado and its affiliates, on an exclusive basis, in certain distribution channels related to Banco BMG and affiliates. This operation will not have significant accounting effects on the results of Itaú Unibanco in 2016 and its completion still depends on obtaining the necessary regulatory authorizations. The Company will continue to be the leader among private banks in this segment, including, in addition to its other payroll loan operations, Banco Itaú BMG Consignado's portfolio, which, on August 31, 2016, totaled R\$29 billion.

Group Life Insurance – On September 19, 2016, Itaú Unibanco entered into an agreement to sell the entirety of its group life insurance operations with Prudential do Brasil.

The transfer of shares and the financial settlement of the operation will take place after compliance with certain conditions provided for in the agreement, including obtaining the necessary regulatory authorizations.

The sale of this operation reinforces our strategy, already disclosed, aimed at focusing on mass-market insurance products typically related to the retail banking business.

Subsequent Events

Citibank – On October 8, 2016, Itaú Unibanco entered into an Equity Interest Purchase Agreement with Citibank for the acquisition of the retail activities of Citibank in Brazil, including loans, deposits, credit cards, branches, asset management and insurance brokerage, as well as of the equity investments held by Citibank in TECBAN – Tecnologia Bancária S.A. and in Cibrasec – Companhia Brasileira de Securitização.

Citibank's retail operations in Brazil (with 71 branches) includes a client base of approximately 315,000 current account holders, R\$35 billion in deposits and assets under management (gross amounts on the December 31, 2015 base date), 1.1 million credit cards, and a loan portfolio worth R\$6 billion.

The completion of this transaction is subject to the compliance with some conditions precedent, including obtaining approvals from the Central Bank of Brazil

and the Brazilian antitrust agency (CADE). This operation is not expected to have any significant impact on Itaú Unibanco's financial results for this fiscal year.

Itaú Corpbanca - On October 26, 2016, Itaú Unibanco acquired 10,908,002,836 shares of Itaú CorpBanca, approximately amount of R\$288.1 million, which is provided in Itaú CorpBanca shareholders' agreement between Itaú Unibanco and Corp Group on April 1, 2016. With this, the participation of Itaú Unibanco in Itaú CorpBanca increase to approximately 35.71%, from approximately 33.58%, without changes in the governance of Itaú CorpBanca. All necessary regulatory approvals have been obtained previously.

10% Share Bonus of Itaú Unibanco – On September 23, 2016, the Central Bank of Brazil ratified the resolution of Itaú Unibanco's Extraordinary Stockholders' Meeting held on September 14, 2016 with respect to the capital increase by R\$12 billion through the capitalization of statutory revenue reserves with a 10% share bonus. Capital was increased with the issue of new book-entry shares, with no par value, assigned to stockholders as share bonus, free of charge, in the proportion of one new share for ten shares of the same type held. Some details on the bonus are presented below:

- recalculation of the average cost of the shares held in the portfolio by the stockholder - the unit cost assigned to these shares was R\$20.053757640185;
- stockholders with shares held on October 17, 2016 were entitled to the share bonus and these new shares were included in the stockholders' position on October 21, 2016; and
- payment of dividends after the inclusion of the share bonus in the stockholding position - the

monthly dividends were maintained at R\$0.015 per share. Therefore, the amounts payable as from December 1, 2016 to Itaú Unibanco's stockholders as monthly dividends will be increased by 10%.

IFRS

The amounts commented on below, when related to the accounting information, were determined according to the International Financial Reporting Standards (IFRS).

Results

In the period from January to September 2016, Itaú Unibanco's recurring net income was R\$17.4 billion, which represented an 1.9% decrease from the same period of 2015, and annualized return on equity was 20.1%. Achieved during a particularly challenging economic period, this result was mostly driven by the ongoing strategy focused on lower risk credit lines, and insurance revenue and services, while concurrently keeping a tight cost control.

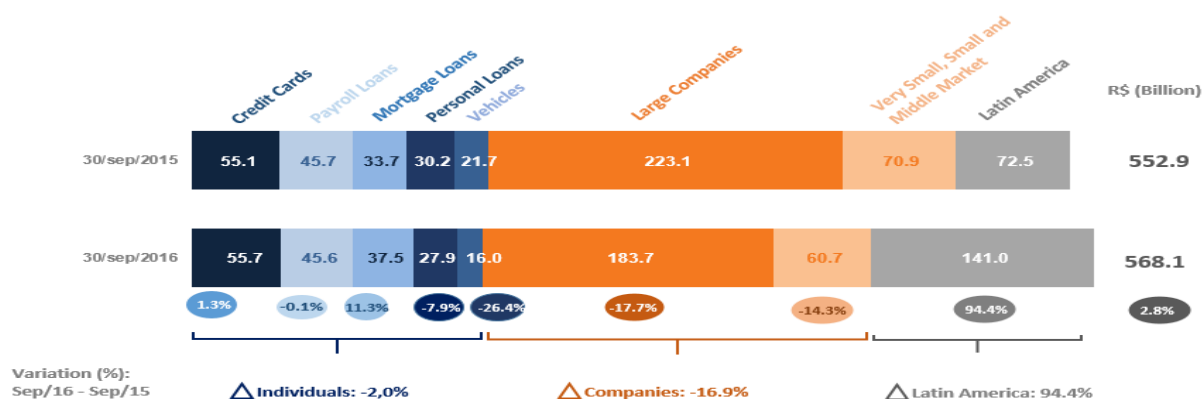
Assets

Total consolidated assets totaled R\$1.3 trillion at the end of the September 2016, a 6.6% increase from the same period of the previous year.

Itaú Unibanco's business diversification is reflected in the changed composition of the loan portfolio in the last few years, focusing on origination in segments of lower risks with increased guarantees.

Loan Portfolio

At September 30, 2016, the balance of the loan portfolio, including endorsements and sureties, reached R\$568.1 billion, a 2.8% increase from September 30, 2015, mainly due to the effect of the consolidation of Itaú CorpBanca in Itaú Unibanco's financial statements as from the second quarter of 2016. If we included the credit risks that Itaú Unibanco has, which are associated to loans raised under private securities, this increase would reach 2.4%. At September 30, 2016 and 2015, the breakdown of the portfolio, including endorsements and sureties, is as follows:



Funding

At September 30, 2016, free, raised and managed assets totaled R\$2.1 trillion, a 12.4% increase from the same period of 2015. If we included the pro forma effects of Itaú CorpBanca at September 30, 2015, this increase would have been 6.4%. The loan portfolio to funding ratio reached 75.4% at September 30, 2016.

Default

Started in 2012, Itaú Unibanco's strategy for reducing risk in credit granting impacted the default rate, mainly due to the change towards a more conservative profile for its portfolio. Despite this chance, due to the economic scenario:

- total default rate (transactions overdue for over 90 days) reached 3.9% at September 30, 2016, an increase of 50 basis points as compared to September 30, 2015.
- in the individuals portfolio, this rate reached 5.0% at the end of September 2016, falling 10 basis points from the same period of the previous year; and
- in the companies portfolio, the default rate reached 2.9% at the end of September 2016, increasing 90 basis points from the same period of the previous year.



In the first nine months of 2016, investments totaled R\$377.3 million. This amount includes approximately R\$93 million for the purchase of shares from minority stockholders in Colombia, and the resulting delisting of Tablemac. Other investments of Duratex remain focused on productivity gains and business sustainability, and are split into industrial maintenance and reforestation activities. For maintenance of its assets, in 2016 the Company made investments of approximately R\$284.3 million, of which R\$140.1 million for reforestation activities to ensure the future supply of its industrial wood panel units, and R\$144.3 million for industrial sustainability.

Results

In the year-to-date, net revenue totaled R\$2,881.1 million, down 4.2% from the same period of the previous year. In the third quarter of 2016 (3Q16), the Company recorded net income of R\$967.1 million, down 4.5% from the second quarter of 2016 (2Q16).

In the first nine months of 2016, Duratex's recurring adjusted EBITDA totaled R\$463.9 million, a drop of

28.8% from the same period of 2015. However, in the third quarter of 2016, recurring adjusted EBITDA was R\$185.9 million, an 8.3% increase from the second quarter of 2016.

Recurring net income of Duratex in the third quarter of 2016 was R\$9.4 million. In the period from January to September 2016, Duratex recorded a net income of R\$1.0 million, from a net income of R\$137.4 million in the same period of 2015. In the third quarter, it recorded a net income of R\$29.9 million (R\$0.7 million in the second quarter of 2016).

The Company's net debt at September 30, 2016 was R\$2,127.5 million, equivalent to 3.28 times the recurring adjusted EBITDA for the last 12 months.

The **Wood Division** posted a 5.7% drop in volume in the first nine months of 2016 from the same period of 2015. In the third quarter, it recorded a 5.4% decrease from the previous quarter. Noteworthy in the third quarter is the recovery of margins, represented by the increase in the EBITDA margin by approximately 295 bps (from 18.5% in the 2Q16 to 21.5% in the 3Q16), driven by a significant cost improvement. Unit cash cost dropped 6.1%, compared to the previous quarter, as a result of Duratex's cost cutting and efficiency gains programs, and the reduction of imported input costs.

The **Deca Division** consolidated sales of 18.6 million items in the first nine months of 2016. In the third quarter of 2016, the volume was 6.6 million items, a 1.0% increase from the previous quarter. In the first nine months of 2016, net revenue was R\$978.6 million, a 5.4% drop from the same period of the previous year (R\$340.4 million in the 3Q16 from R\$345.3 million in the 2Q16, a 1.4% decrease). The recurring adjusted EBITDA margin in the nine-month period was 13.8% (18.8% in the first nine months of 2015). In the third quarter, the Deca Division recorded an increase in recurring EBITDA, to R\$51.2 million from R\$48.0 million in the 2Q16. The recurring EBITDA margin also increased, to 15.1% in the 3Q16 from 13.9% in the previous quarter.

Once again, Deca Division outperformed the Abramat index. Despite this index signaled a reduced revenue of approximately 11.8% for the sector, the Division records a 5.4% decrease in the year-to-date, from the same period of the previous year. In spite of such a challenging scenario we face today, this result reinforces the recognition of the brand by consumers and all efforts made to increase client base and improve service level.

Elekeiroz

In the first nine months of 2016, investments reached R\$29.2 million, mostly intended for maintenance of operations and acquisition of interest in Nexoleum Bioderivados.

Results

In the period from January to September 2016, shipped volume was down 7% from the same period of 2015, with both inorganic and organic products recording a 7% decrease.

In the first nine months of 2016, total net revenue reached R\$585.1 million, down 12% from the same period of 2015. Domestic sales decreased 9% and exports, 41%, respectively.

In the nine-month period, gross profit was R\$26.9 million, down 40% from that of the same period of 2015.

Non-Recurring Events: In 2016, the Company's results were impacted by two nonrecurring events, as follows: provision for costs related to the temporary decommissioning of the phtalic and plasticizers lines of the Camaçari Complex in the first quarter, and recognition of a gain due to a beneficial purchase, with the acquisition of 50% of Nexoleum's assets in the second and third quarters. In 2015, there were three non-recurring events: reversal of the provisions for civil contingencies in the first quarter; and, in the third quarter, the disposal of a property not used in operations, and the recognition of tax credits arising from final and unappealable court decisions.

In the first nine months of 2016, EBITDA was a negative amount of R\$7.2 million (positive R\$46.2 million in the 9M15), and recurring EBITDA totaled a negative amount of R\$4.0 million.

In the year-to-date, Elekeiroz recorded a loss of R\$40.3 million (income of R\$0.4 million in 2015).

At the end of September, net debt totaled R\$154.9 million, accounting for 37% of its stockholders' equity.

Itautec

Dissent of Stockholders: Regarding CVM Board's decision issued on meeting of August 09, 2016, published in the Official Gazette on September 29, 2016, the dissent process arising from Itautec's corporate purpose change was completed and filed on the grounds of compliance with the provisions agreed in the Term of Commitment signed on January 21, 2016, with no further obligation to be fulfilled by the Company.

Results

In the first nine months of 2016, consolidated net revenue from sales and services was R\$6.6 million.

Gross result for the period was negative by R\$0.4 million.

In the first nine months of 2016, EBITDA was negative by R\$19.6 million.

Operating expenses in the first nine months of 2016 reached R\$13.7 million.

Total net result for the first nine months of 2016 was a loss of R\$11.4 million.

At the end of September 2016, cash and cash equivalents amounted to R\$10.1 million and gross financial debt was R\$32.4 million, resulting in a net debt of R\$22.3 million.

6) PEOPLE MANAGEMENT

Itaúsa Conglomerate had the support of approximately 108 thousand people at the end of September 2016, including approximately 15 thousand employees in foreign units, and 52 people dedicated to Itaúsa's specific activities.

The fixed compensation plus charges and benefits of the Conglomerate's employees totaled R\$11.3 billion from January to September 2016.

7) INDEPENDENT AUDITORS – CVM INSTRUCTION No. 381

Procedures adopted by the Company

The policy adopted by Itaúsa, its subsidiaries and parent company, to engage non-audit related services from our independent auditors is based on the applicable regulations and internationally accepted principles that preserve the auditor's independence. These principles include the following: (a) an auditor cannot audit his or her own work, (b) an auditor cannot hold managerial positions at their client's; and (c) an auditor cannot promote the interests of its client.

During the period from January to September 2016, BDO and its related parties did not provide non-audit related services in excess of 5% of total external audit fees.

Additionally, we decided to apply the provisions of this Instruction to engage non-audit related services by PwC. In the period from January to September 2016, the following services were provided:

- January 6 – Human Capital Benchmarking services for 2016;
- January 22 and August 25 – tax advisory and transfer pricing procedures;
- February 15, March 7, March 23, May 16 and May 23 – acquisition of training, technical materials and survey;
- March 31 – review of fiscal bookkeeping; and
- July 11 – advisory on the review of the structuring of sale of the loan portfolio.

Independent Auditors' Justification - PwC

The provision of the above-described non-audit related professional services do not affect the independence or the objectivity of the external audit of Itaúsa and its subsidiaries. The policy adopted for providing non-audit related services to Itaúsa is based on principles that preserve the independence of Independent Auditors, all of which were considered in the provision of the referred services.

8) ACKNOWLEDGEMENTS

We thank our stockholders and clients for their trust, which we always try to pay back by obtaining results differentiated from those of the market, and making available quality products and services, and our employees for their talent, which has enabled the sustainable growth of business.

ITAÚSA - INVESTIMENTOS ITAÚ S.A.

BOARD OF DIRECTORS

Chairman

ALFREDO EGYDIO ARRUDA VILLELA FILHO

Vice-Chairman

ALFREDO EGYDIO SETUBAL

Members

HENRI PENCHAS
LICIO DA COSTA RAIMUNDO
PAULO SETUBAL
RODOLFO VILLELA MARINO

Alternative members

LUIZA DAMÁSIO RIBEIRO DO ROSÁRIO
RICARDO EGYDIO SETUBAL
RICARDO VILLELA MARINO

FISCAL COUNCIL

President

TEREZA CRISTINA GROSSI TOGNI

Members

ALEXANDRE BARENCO RIBEIRO
FLAVIO CÉSAR MAIA LUZ
JOSÉ MARIA RABELO
PAULO RICARDO MORAES AMARAL

Alternative members

JOSÉ ROBERTO BRANT DE CARVALHO
PAULO ROBERTO BORGES GOMES DA SILVA
FELÍCIO CINTRA DO PRADO JÚNIOR
ISAAC BERENSZTEJN
JOÃO COSTA

EXECUTIVE BOARD

Chief Executive Officer

ALFREDO EGYDIO SETUBAL (*)

Executive Vice-Presidents

ROBERTO EGYDIO SETUBAL
RODOLFO VILLELA MARINO

(*) *Investor Relations Officer*

Accountant

RICARDO JORGE PORTO DE SOUSA
CRC 1SP 185.916/O-8

ITAÚ UNIBANCO HOLDING S.A.

BOARD OF DIRECTORS

Chairman

PEDRO MOREIRA SALLES

Vice-Chairmen

ALFREDO EGYDIO ARRUDA VILLELA FILHO
ROBERTO EGYDIO SETUBAL

Members

ALFREDO EGYDIO SETUBAL
CANDIDO BOTELHO BRACHER
DEMOSTHENES MADUREIRA DE PINHO NETO
FÁBIO COLLETTI BARBOSA
GUSTAVO JORGE LABOISSIÈRE LOYOLA
JOSÉ GALLÓ
NILDEMAR SECCHES
PEDRO LUIZ BODIN DE MORAES
RICARDO VILLELA MARINO

AUDIT COMMITTEE

Chairman

GERALDO TRAVAGLIA FILHO

Members

ANTÔNIO FRANCISCO DE LIMA NETO
DIEGO FRESCO GUTIERREZ
MARIA HELENA DOS SANTOS FERNANDES DE SANTANA

FISCAL COUNCIL

President

ALKIMAR RIBEIRO MOURA

Members

CARLOS ROBERTO DE ALBUQUERQUE SÁ
JOSÉ CARUSO CRUZ HENRIQUES

EXECUTIVE BOARD

Chief Executive Officer

ROBERTO EGYDIO SETUBAL

Director-Generals

CANDIDO BOTELHO BRACHER
MÁRCIO DE ANDRADE SCHETTINI
MARCO AMBROGIO CRESPI BONOMI

Executive Vice-Presidents

CLAUDIA POLITANSKI
EDUARDO MAZZILLI DE VASSIMON

Executive Officers

ALEXSANDRO BROEDEL LOPES
FERNANDO BARÇANTE TOSTES MALTA
LEILA CRISTIANE BARBOZA BRAGA DE MELO
PAULO SERGIO MIRON

Officers

ADRIANO CABRAL VOLPINI
ÁLVARO FELIPE RIZZI RODRIGUES
ATILIO LUIZ MAGILA ALBIERO JUNIOR
EDUARDO HIROYUKI MIYAKI
EMERSON MACEDO BORTOLOTO
GILBERTO FRUSSA
JOSÉ VIRGILIO VITA NETO
MARCELO KOPEL (*)
MATIAS GRANATA
RODRIGO LUÍS ROSA COUTO
SERGIO MYCHKIS GOLDSTEIN
WAGNER BETTINI SANCHES

(*) *Investor Relations Officer*

DURATEX S.A.

BOARD OF DIRECTORS

Chairman

SALO DAVI SEIBEL

Vice-Chairmen

ALFREDO EGYDIO ARRUDA VILLELA FILHO
RICARDO EGYDIO SETUBAL

Members

ALFREDO EGYDIO SETUBAL
FRANCISCO AMAURI OLSEN
HELIO SEIBEL
JULIANA ROZENBAUM MUNEMORI
RAUL CALFAT
RODOLFO VILLELA MARINO

Alternative Members

ANDREA LASERNA SEIBEL
OLAVO EGYDIO SETUBAL JÚNIOR
RICARDO VILLELA MARINO

EXECUTIVE BOARD

Chief Executive Officer and Vice-Chairman of the Wood business unit

ANTONIO JOAQUIM DE OLIVEIRA (*)

Vice-Chairman of the DECA business unit

RAUL PENTEADO DE OLIVEIRA NETO

Directors

ALEXANDRE COELHO NETO DO NASCIMENTO
BRUNO BASILE ANTONACCIO
CARLOS HENRIQUE PINTO HADDAD
JOSÉ RICARDO PARAÍSO FERRAZ
MARCO ANTONIO MILLEO
MARIA JULIETA PINTO RODRIGUES NOGUEIRA
NELSON RICARDO TEIXEIRA
PAULO CESAR MARÓSTICA

() Investor Relations Officer*

ITAUTEC S.A. – GRUPO ITAUTEC

BOARD OF DIRECTORS

Chairman

RICARDO EGYDIO SETUBAL

Vice-Chairman

ALFREDO EGYDIO ARRUDA VILLELA FILHO

Members

HENRI PENCHAS
OLAVO EGYDIO SETUBAL JÚNIOR
RODOLFO VILLELA MARINO

Alternative Members

ALFREDO EGYDIO SETUBAL
RICARDO VILLELA MARINO

EXECUTIVE BOARD

Chief Executive Officer

JOÃO JACÓ HAZARABEDIAN

Directors

CARLOS ROBERTO ZANELATO
MARIA FERNANDA RIBAS CARAMURU
RODOLFO LATINI NETO (*)

() Investor Relations Officer*

ELEKEIROZ S.A.

BOARD OF DIRECTORS

Chairman

RODOLFO VILLELA MARINO

Vice-Chairman

OLAVO EGYDIO SETUBAL JÚNIOR

Members

CESAR SUAKI DOS SANTOS
HENRI PENCHAS
RICARDO EGYDIO SETUBAL

Alternative Members

ALFREDO EGYDIO SETUBAL
RICARDO VILLELA MARINO

EXECUTIVE BOARD

Chief Executive Officer

MARCOS ANTONIO DE MARCHI (*)

Directors

ELDER ANTONIO MARTINI
RICARDO CRAVEIRO MASSARI

() Investor Relations Officer*

ITAÚSA - INVESTIMENTOS ITAÚ S.A**Consolidated Balance Sheet***(In millions of reais)*

| ASSETS | NOTE | 09/30/2016 | 12/31/2015 |
|---|-------------|-------------------|-------------------|
| Cash and cash equivalents | 3 | 2,295 | 2,174 |
| Financial assets held for trading | 4 | 300 | 282 |
| Trade accounts receivable | 5 | 937 | 996 |
| Other financial assets | 6a | 614 | 1,176 |
| Inventory | 7 | 947 | 968 |
| Investments in associates and joint ventures | 8 IIa | 44,678 | 41,216 |
| Fixed assets, net | 9 | 3,987 | 4,146 |
| Intangible assets, net | 10 | 1,007 | 1,024 |
| Biological assets | 11 | 1,539 | 1,442 |
| Tax assets | | 1,447 | 1,322 |
| Income tax and social contribution - current | | 361 | 388 |
| Income tax and social contribution - deferred | 12b | 1,009 | 816 |
| Other | | 77 | 118 |
| Other non-financial assets | 6a | 52 | 13 |
| Held-for-sale assets | 28 | 58 | 41 |
| Investment property | 29 | 29 | 30 |
| TOTAL ASSETS | | 57,890 | 54,830 |

The accompanying notes are an integral part of these financial statements.

| LIABILITIES AND STOCKHOLDERS' EQUITY | NOTE | 09/30/2016 | 12/31/2015 |
|--|-------------|-------------------|-------------------|
| Liabilities | | | |
| Dividends and interest on capital | | 1,014 | 1,568 |
| Loans and financing | 13 | 3,620 | 2,961 |
| Debentures | 14 | - | 137 |
| Provision | 15 | 906 | 743 |
| Tax liabilities | | 741 | 789 |
| Income tax and social contribution - current | | 191 | 29 |
| Income tax and social contribution - deferred | 12b | 505 | 611 |
| Other | | 45 | 149 |
| Other liabilities | 6b | 715 | 761 |
| Total Liabilities | | 6,996 | 6,959 |
| Stockholders' Equity | | | |
| Capital | 16a | 36,405 | 32,325 |
| Treasury shares | | (204) | (33) |
| Reserves | 16c | 12,885 | 13,341 |
| Carrying value adjustments | | (1,153) | (786) |
| Total Stockholders' Equity Attributable to Owners of the Parent Company | | 47,933 | 44,847 |
| Non-controlling interests | | 2,961 | 3,024 |
| Total Stockholders' Equity | | 50,894 | 47,871 |
| TOTAL LIABILITIES AND STOCKHOLDERS' EQUITY | | 57,890 | 54,830 |

The accompanying notes are an integral part of these financial statements.

ITAÚSA - INVESTIMENTOS ITAÚ S.A**Consolidated Statement of Income***(In millions of reais, except per share information)*

| | NOTE | 07/01 to 09/30/2016 | 01/01 to 09/30/2016 | 07/01 to 09/30/2015 | 01/01 to 09/30/2015 |
|--|-------|------------------------|------------------------|------------------------|------------------------|
| Sales of products and services | 18 | 1,162 | 3,472 | 1,307 | 3,697 |
| Cost of products and services | 19 | (884) | (2,703) | (983) | (2,799) |
| Sales expenses | 19 | (157) | (466) | (170) | (477) |
| General and administrative expenses | 19 | (83) | (229) | (79) | (212) |
| Other (losses)/gains, net | 20 | 54 | 31 | 31 | 42 |
| Tax expenses | | (39) | (202) | (39) | (219) |
| Financial result | 21 | (48) | (140) | (28) | (84) |
| Share of income of associates and joint ventures | 8 IIa | 2,090 | 6,456 | 3,251 | 7,301 |
| Income before income tax and social contribution | | 2,095 | 6,219 | 3,290 | 7,249 |
| Current income tax and social contribution | 12a | (82) | (209) | (53) | (90) |
| Deferred income tax and social contribution | 12b | 120 | 303 | 113 | 56 |
| Net income | | 2,133 | 6,313 | 3,350 | 7,215 |
| Net income attributable to owners of the parent company | | 2,114 | 6,313 | 3,329 | 7,125 |
| Net income attributable to non-controlling interests | | 19 | - | 21 | 90 |
| Earnings per share - basic and diluted | 22 | | | | |
| Common | | 0.29 | 0.85 | 0.45 | 0.96 |
| Preferred | | 0.29 | 0.85 | 0.45 | 0.96 |
| Weighted average number of shares outstanding – basic and | | | | | |
| Common | | 2,828,112,054 | 2,845,991,388 | 2,855,694,895 | 2,850,002,264 |
| Preferred | | 4,575,176,570 | 4,575,176,570 | 4,576,643,237 | 4,566,099,082 |

*The accompanying notes are an integral part of these financial statements.***ITAÚSA - INVESTIMENTOS ITAÚ S.A****Consolidated Statement of Comprehensive Income***(In millions of reais)*

| | 07/01 to 09/30/2016 | 01/01 to 09/30/2016 | 07/01 to 09/30/2015 | 01/01 to 09/30/2015 |
|---|------------------------|------------------------|------------------------|------------------------|
| Net income | 2,133 | 6,313 | 3,350 | 7,215 |
| Other comprehensive income | 17 | (367) | (224) | (90) |
| Amounts that will subsequently be reclassified to results | 17 | (366) | (204) | (76) |
| Interest in associates and jointly controlled entities, net of tax | 15 | (351) | (216) | (101) |
| Available-for-sale financial assets; hedges and foreign exchange variations on investments abroad | 15 | (351) | (216) | (101) |
| Interest in subsidiaries, net of tax | 2 | (15) | 12 | 25 |
| Foreign exchange variations on investments abroad | 2 | (15) | 12 | 25 |
| Amounts that will not subsequently be reclassified to results | - | (1) | (20) | (14) |
| Interest in associates and jointly controlled entities, net of tax | - | (1) | (20) | (14) |
| Remeasurement of post-employment benefit obligations | - | (1) | (20) | (14) |
| Total comprehensive income | 2,150 | 5,946 | 3,126 | 7,125 |
| Comprehensive income attributable to owners of the parent-company | 2,131 | 5,946 | 3,105 | 7,035 |
| Comprehensive income attributable to non-controlling interests | 19 | - | 21 | 90 |

The accompanying notes are an integral part of these financial statements.

ITAÚSA- INVESTIMENTOS ITAÚ S.A.
Consolidated Statement of Cash Flow

(In millions of reais)

| | Note | 07/01 to 09/30/2016 | 01/01 to 09/30/2016 | 07/01 to 09/30/2015 | 01/01 to 09/30/2015 |
|---|------------------|------------------------|------------------------|------------------------|------------------------|
| Adjusted net income | | 249 | 461 | 233 | 638 |
| Net income | | 2,133 | 6,313 | 3,350 | 7,215 |
| Adjustments to net income: | | (1,884) | (5,852) | (3,117) | (6,577) |
| Interest, foreign exchange and monetary variations, net | | 128 | 356 | 108 | 313 |
| Depreciation, amortization and depletion | 9, 10, 11 and 29 | 157 | 441 | 157 | 481 |
| Share of income in associates and joint ventures | 8 IIa | (2,090) | (6,456) | (3,251) | (7,301) |
| Deferred income tax and social contribution | | (120) | (303) | (113) | (56) |
| Change in fair value of biological assets | 11 c | (39) | (115) | (26) | (103) |
| Allowance for loan losses | 5 | 5 | 15 | 5 | 11 |
| Contingent liabilities | 15 b | 50 | 126 | 39 | 103 |
| Other | | 25 | 84 | (36) | (25) |
| Changes in assets and liabilities | | (65) | 115 | 2 | 234 |
| (Increase) decrease in financial assets | | (5) | (18) | 30 | 16 |
| (Increase) decrease in trade accounts receivable | | 13 | 44 | (138) | (114) |
| (Increase) decrease in inventory | | 4 | 21 | (27) | (91) |
| (Increase) decrease in tax assets | | 8 | 178 | (187) | (190) |
| (Increase) decrease in other assets | | 440 | 523 | (274) | (100) |
| Increase (decrease) in tax liabilities | | 13 | (37) | 160 | 209 |
| Increase (decrease) in other liabilities | | (538) | (596) | 438 | 504 |
| Others | | (138) | (275) | (103) | (179) |
| Payment of income tax and social contribution | | (2) | (11) | (4) | (12) |
| Interest paid on loans and financing | | (136) | (264) | (99) | (167) |
| Net cash from operating activities | | 46 | 301 | 132 | 693 |
| Purchase of investments | | (44) | (131) | - | - |
| Acquisition of fixed assets, intangibles and biological assets | | (96) | (303) | (122) | (439) |
| Interest on capital and dividends received | | 845 | 2,726 | 738 | 2,450 |
| Net cash from investment activities | | 705 | 2,292 | 616 | 2,011 |
| Subscription of shares | | - | 20 | - | 3 |
| Purchases of treasury shares | | (204) | (204) | (21) | (34) |
| Interest on capital and dividends paid | | (628) | (2,789) | (644) | (2,444) |
| Borrowing and financing | | 297 | 1,156 | 430 | 571 |
| Payment of borrowing and financing | | (133) | (478) | (343) | (576) |
| Payment of debentures | | (145) | (153) | - | (7) |
| Payment to the dissenting shareholders | | - | (18) | - | - |
| Net cash used in financing activities | | (813) | (2,466) | (578) | (2,487) |
| Net increase (decrease) in cash and cash equivalents | | (62) | 127 | 170 | 217 |
| Cash and cash equivalents at the beginning of the period | 3 | 2,356 | 2,174 | 1,945 | 1,897 |
| Effects of changes in exchange rates on cash and cash equivalents | | 1 | (6) | 3 | 4 |
| Cash and cash equivalents at the end of the period | 3 | 2,295 | 2,295 | 2,118 | 2,118 |

The accompanying notes are an integral part of these financial statements.

ITAÚSA - INVESTIMENTOS ITAÚ S.A.
Consolidated Statement of Value Added

(In millions of reais)

| | 07/01 to 09/30/2016 | % | 01/01 to 09/30/2016 | % | 07/01 to 09/30/2015 | % | 01/01 to 09/30/2015 | % |
|---|------------------------|----------------|------------------------|----------------|------------------------|----------------|------------------------|----------------|
| Income | 1,504 | | 4,411 | | 1,662 | | 4,707 | |
| Sales of products and services | 1,457 | | 4,356 | | 1,647 | | 4,678 | |
| Allowance for doubtful accounts | (5) | | (15) | | (5) | | (11) | |
| Other revenue | 52 | | 70 | | 20 | | 40 | |
| Inputs purchased from third parties | (939) | | (2,838) | | (1,004) | | (2,901) | |
| Cost of products and services | (782) | | (2,326) | | (869) | | (2,437) | |
| Materials, energy and third-party services | (155) | | (498) | | (129) | | (450) | |
| Other | (2) | | (14) | | (6) | | (14) | |
| Gross value added | 565 | | 1,573 | | 658 | | 1,806 | |
| Depreciation, amortization and depletion | (157) | | (441) | | (157) | | (481) | |
| Net value added produced by the company | 408 | | 1,132 | | 501 | | 1,325 | |
| value added received from transfer | 2,197 | | 6,770 | | 3,348 | | 7,624 | |
| Share of income in associates and joint ventures | 2,090 | | 6,456 | | 3,251 | | 7,301 | |
| Financial income | 101 | | 297 | | 98 | | 318 | |
| Other revenue | 6 | | 17 | | (1) | | 5 | |
| Total value added to be distributed | 2,605 | | 7,902 | | 3,849 | | 8,949 | |
| Distribution of value added | 2,605 | 100.00% | 7,902 | 100.00% | 3,849 | 100.00% | 8,949 | 100.00% |
| Personnel | 202 | 7.75% | 610 | 7.72% | 209 | 5.43% | 615 | 6.87% |
| Compensation | 159 | | 487 | | 168 | | 495 | |
| Benefits | 31 | | 89 | | 30 | | 86 | |
| FGTS – Government severance pay fund | 11 | | 33 | | 10 | | 33 | |
| Other | 1 | | 1 | | 1 | | 1 | |
| Taxes, fees and contributions | 121 | 4.64% | 559 | 7.07% | 141 | 3.66% | 731 | 8.17% |
| Federal | 104 | | 412 | | 73 | | 555 | |
| State | 14 | | 137 | | 66 | | 170 | |
| Municipal | 3 | | 10 | | 2 | | 6 | |
| Return on third parties' assets - Interest | 149 | 5.72% | 420 | 5.32% | 149 | 3.87% | 388 | 4.34% |
| Return on own assets | 2,133 | 81.89% | 6,313 | 79.89% | 3,350 | 87.04% | 7,215 | 80.62% |
| Dividends and interest on capital paid/provided for | 572 | | 1,706 | | 878 | | 1,903 | |
| Retained earnings for the period | 1,542 | | 4,607 | | 2,451 | | 5,222 | |
| Non-controlling interests in retained earnings | 19 | | - | | 21 | | 90 | |

The accompanying notes are an integral part of these financial statements.

ITAÚSA - INVESTIMENTOS ITAÚ S.A.**Individual Balance Sheet***(In millions of reais)*

| ASSETS | NOTE | 09/30/2016 | 12/31/2015 |
|--|-------------|-------------------|-------------------|
| Cash and cash equivalents | | 670 | 802 |
| Financial assets held for trading | | 300 | 282 |
| Other financial assets | | 279 | 932 |
| Dividends and interest on capital | | 246 | 888 |
| Escrow deposits as guarantees of contingencies | | 33 | 44 |
| Investments in subsidiaries, associates and joint ventures | 8 lc | 47,066 | 43,641 |
| Fixed assets, net | | 86 | 85 |
| Intangible assets, net | | 460 | 460 |
| Tax assets | | 978 | 804 |
| Income tax and social contribution - current | | 286 | 316 |
| Income tax and social contribution - deferred | | 690 | 486 |
| Other | | 2 | 2 |
| Other assets | | 4 | 5 |
| TOTAL ASSETS | | 49,843 | 47,011 |

The accompanying notes are an integral part of these financial statements.

| LIABILITIES AND STOCKHOLDERS' EQUITY | NOTE | 09/30/2016 | 12/31/2015 |
|---|-------------|-------------------|-------------------|
| Liabilities | | | |
| Dividends and interest on capital | | 1,014 | 1,444 |
| Provision | | 738 | 595 |
| Tax liabilities | | 155 | 117 |
| Income tax and social contribution - current | | 129 | - |
| Income tax and social contribution - deferred | | 5 | 6 |
| Other | | 21 | 111 |
| Other liabilities | | 3 | 8 |
| Total Liabilities | | 1,910 | 2,164 |
| Stockholders' Equity | | | |
| Capital | 16a | 36,405 | 32,325 |
| Treasury shares | | (204) | (33) |
| Reserves | 16c | 12,885 | 13,341 |
| Carrying value adjustments | | (1,153) | (786) |
| Total Stockholders' Equity | | 47,933 | 44,847 |
| TOTAL LIABILITIES AND STOCKHOLDERS' EQUITY | | 49,843 | 47,011 |

The accompanying notes are an integral part of these financial statements.

ITAÚSA - INVESTIMENTOS ITAÚ S.A.**Individual Statement of Income***(In millions of reais, except per share information)*

| | NOTE | 07/01 to 09/30/2016 | 01/01 to 09/30/2016 | 07/01 to 09/30/2015 | 01/01 to 09/30/2015 |
|--|-------|------------------------|------------------------|------------------------|------------------------|
| Financial results | | 15 | 51 | 25 | 75 |
| Other operating income | | 9 | 16 | 3 | 9 |
| General and administrative expenses | | (10) | (30) | (8) | (26) |
| Tax expenses | | (39) | (200) | (37) | (217) |
| Share of income of subsidiaries, associates and joint ventures | 8 l c | 2,094 | 6,409 | 3,271 | 7,322 |
| Income before income tax and social contribution | | 2,069 | 6,246 | 3,254 | 7,163 |
| Current income tax and social contribution | | (63) | (137) | (45) | (60) |
| Deferred income tax and social contribution | | 108 | 204 | 120 | 22 |
| Net income | | 2,114 | 6,313 | 3,329 | 7,125 |
| Earnings per share - basic and diluted | 22 | | | | |
| Common | | 0.29 | 0.85 | 0.45 | 0.96 |
| Preferred | | 0.29 | 0.85 | 0.45 | 0.96 |
| Weighted average number of shares outstanding – basic and diluted | | | | | |
| Common | | 2,828,112,054 | 2,845,991,388 | 2,855,694,895 | 2,850,002,264 |
| Preferred | | 4,575,176,570 | 4,575,176,570 | 4,576,643,237 | 4,566,099,082 |

*The accompanying notes are an integral part of these financial statements.***ITAÚSA - INVESTIMENTOS ITAÚ S.A.****Individual Statement of Comprehensive Income***(In millions of reais)*

| | 07/01 to 09/30/2016 | 01/01 to 09/30/2016 | 07/01 to 09/30/2015 | 01/01 to 09/30/2015 |
|---|------------------------|------------------------|------------------------|------------------------|
| Net income | 2,114 | 6,313 | 3,329 | 7,125 |
| Other comprehensive income | 17 | (367) | (224) | (90) |
| Amounts that will subsequently be reclassified to results | 17 | (366) | (204) | (76) |
| Interest in associates and jointly controlled entities, net of tax | 15 | (351) | (216) | (101) |
| Available-for-sale financial assets; hedges and foreign exchange variations on investments abroad | 15 | (351) | (216) | (101) |
| Interest in subsidiaries, net of tax | 2 | (15) | 12 | 25 |
| Foreign exchange variation on investments abroad | 2 | (15) | 12 | 25 |
| Amounts that will not be subsequently reclassified to results | - | (1) | (20) | (14) |
| Interests in associates and jointly controlled entities, net of tax | - | (1) | (20) | (14) |
| Remeasurement of post-employment benefit obligations | - | (1) | (20) | (14) |
| Total comprehensive income | 2,131 | 5,946 | 3,105 | 7,035 |

The accompanying notes are an integral part of these financial statements.

ITAÚSA - INVESTIMENTOS ITAÚ S.A.

Statement of Changes in Stockholders' Equity (Note 16)

(In millions of reais)

| | Attributable to owners of the parent company | | | | | | Total stockholders' equity | | | |
|---|--|-----------------|---|-------------------------|---|---|----------------------------|------------------------------|---------------------------|---------------|
| | Capital | Treasury shares | Appropriated reserves / Capital and revenue | Unappropriated reserves | Proposal for distribution of additional dividends | Retained earnings / (accumulated deficit) | Other comprehensive income | owners of the parent company | non-controlling interests | Total |
| Balance at 01/01/2015 | 27,025 | (91) | 7,249 | 4,969 | 559 | - | (485) | 39,226 | 3,013 | 42,239 |
| Transactions with owners | 5,300 | 62 | (5,255) | - | (559) | (1,903) | - | (2,355) | 13 | (2,342) |
| Subscription of shares | 300 | - | - | - | - | - | - | 300 | - | 300 |
| Treasury shares | - | (34) | - | - | - | - | - | (34) | - | (34) |
| Cancellation of treasury stock | - | 96 | (96) | - | - | - | - | - | - | - |
| Increase in capital with reserves | 5,000 | - | (5,000) | - | - | - | - | - | - | - |
| Changes in non-controlling interests | - | - | - | - | - | - | - | - | 13 | 13 |
| Dividends and interest on capital | - | - | - | - | - | (1,903) | - | (1,903) | - | (1,903) |
| Dividend amount in addition to the minimum mandatory dividend for prior years | - | - | (159) | - | (559) | - | - | (718) | - | (718) |
| Transactions with subsidiaries and jointly controlled companies | - | - | (162) | - | - | - | - | (162) | - | (162) |
| Paid-in reserves | - | - | 4,969 | (4,969) | - | - | - | - | - | - |
| Total comprehensive income | - | - | - | - | - | 7,125 | (90) | 7,035 | 90 | 7,125 |
| Net income | - | - | - | - | - | 7,125 | - | 7,125 | 90 | 7,215 |
| Other comprehensive income | - | - | - | - | - | - | (90) | (90) | - | (90) |
| Appropriations: | | | | | | | | | | |
| Legal reserve | - | - | 356 | - | - | (356) | - | - | - | - |
| Unappropriated-reserves | - | - | - | 4,866 | - | (4,866) | - | - | - | - |
| Balance at 09/30/2015 | 32,325 | (29) | 7,157 | 4,866 | - | - | (575) | 43,744 | 3,116 | 46,860 |
| Change in the period | 5,300 | 62 | (92) | (103) | (559) | - | (90) | 4,518 | 103 | 4,621 |
| Balance at 01/01/2016 | 32,325 | (33) | 7,233 | 5,390 | 718 | - | (786) | 44,847 | 3,024 | 47,871 |
| Transactions with owners | 4,080 | (171) | (4,113) | - | (718) | (1,706) | - | (2,628) | (63) | (2,691) |
| Treasury shares | - | (204) | - | - | - | - | - | (204) | - | (204) |
| Cancellation of treasury stock | - | 33 | (33) | - | - | - | - | - | - | - |
| Increase in capital with reserves | 4,080 | - | (4,080) | - | - | - | - | - | - | - |
| Change in non-controlling interests | - | - | - | - | - | - | - | - | (63) | (63) |
| Dividends and interest on capital | - | - | - | - | - | (1,706) | - | (1,706) | - | (1,706) |
| Dividend amount in addition to the minimum mandatory dividend for prior years | - | - | - | - | (718) | - | - | (718) | - | (718) |
| Transactions with subsidiaries and jointly controlled companies | - | - | (232) | - | - | - | - | (232) | - | (232) |
| Paid-in reserves | - | - | 5,390 | (5,390) | - | - | - | - | - | - |
| Total comprehensive income | - | - | - | - | - | 6,313 | (367) | 5,946 | - | 5,946 |
| Net income | - | - | - | - | - | 6,313 | - | 6,313 | - | 6,313 |
| Other comprehensive income | - | - | - | - | - | - | (367) | (367) | - | (367) |
| Appropriations: | | | | | | | | | | |
| Legal reserve | - | - | 316 | - | - | (316) | - | - | - | - |
| Unappropriated-reserves | - | - | - | 4,291 | - | (4,291) | - | - | - | - |
| Balance at 09/30/2016 | 36,405 | (204) | 8,594 | 4,291 | - | - | (1,153) | 47,933 | 2,961 | 50,894 |
| Change in the period | 4,080 | (171) | 1,361 | (1,099) | (718) | - | (367) | 3,086 | (63) | 3,023 |

The accompanying notes are an integral part of these financial statements.

ITAÚSA - INVESTIMENTOS ITAÚ S.A.**Individual Statement of Cash Flows***(In millions of reais)*

| | 07/01 to 09/30/2016 | 01/01 to 09/30/2016 | 07/01 to 09/30/2015 | 01/01 to 09/30/2015 |
|--|------------------------|------------------------|------------------------|------------------------|
| Adjusted net income | (30) | (156) | (8) | (83) |
| Net income | 2,114 | 6,313 | 3,329 | 7,125 |
| Adjustments to net income: | (2,144) | (6,469) | (3,337) | (7,208) |
| Share of income in subsidiaries, associates and joint ventures | (2,094) | (6,409) | (3,271) | (7,322) |
| Deferred income tax and social contribution | (108) | (204) | (120) | (22) |
| Contingent liabilities | 45 | 105 | 45 | 107 |
| Interest and monetary variations, net | 12 | 37 | 8 | 27 |
| Depreciation and amortization | 1 | 2 | 1 | 2 |
| Changes in assets and liabilities | 44 | 190 | 68 | 348 |
| (Increase) Decrease in financial assets | (6) | (18) | 30 | 16 |
| Decrease in other assets | 111 | 343 | 99 | 304 |
| Increase (decrease) in provision and other liabilities | (61) | (135) | (61) | 28 |
| Net cash from operating activities | 14 | 34 | 60 | 265 |
| Capital increase in subsidiary | - | (1) | (200) | (200) |
| Purchases of fixed assets and intangible | - | (4) | (7) | (9) |
| Interest on capital and dividends received | 845 | 2,746 | 749 | 2,491 |
| Net cash from investing activities | 845 | 2,741 | 542 | 2,282 |
| Subscription of shares | - | - | - | 3 |
| Purchases of treasury shares | (204) | (204) | (21) | (34) |
| Interest on capital and dividends paid | (628) | (2,703) | (621) | (2,351) |
| Net cash used in financing activities | (832) | (2,907) | (642) | (2,382) |
| Net increase (decrease) in cash and cash equivalents | 27 | (132) | (40) | 165 |
| Cash and cash equivalents at the beginning of the period | 643 | 802 | 848 | 643 |
| Cash and cash equivalents at the end of the period | 670 | 670 | 808 | 808 |

*The accompanying notes are an integral part of these financial statements.***ITAÚSA - INVESTIMENTOS ITAÚ S.A.****Individual Statement of Value Added***(In millions of reais)*

| | 07/01 to 09/30/2016 | % | 01/01 to 09/30/2016 | % | 07/01 to 09/30/2015 | % | 01/01 to 09/30/2015 | % |
|--|------------------------|----------------|------------------------|----------------|------------------------|----------------|------------------------|----------------|
| Inputs purchased from third parties | (6) | | (22) | | (5) | | (17) | |
| Third-party services | (5) | | (13) | | (3) | | (9) | |
| Other | (1) | | (9) | | (2) | | (8) | |
| Agreement for apportionment of shared costs | - | | (3) | | (1) | | (3) | |
| Other | (1) | | (6) | | (1) | | (5) | |
| Gross value added | (6) | | (22) | | (5) | | (17) | |
| Depreciation and amortization | (1) | | (2) | | (1) | | (2) | |
| Net added value produced by the company | (7) | | (24) | | (6) | | (19) | |
| Added value received through transfers | 2,138 | | 6,536 | | 3,313 | | 7,442 | |
| Share of income in subsidiaries, associates and joint ventures | 2,094 | | 6,409 | | 3,271 | | 7,322 | |
| Financial income | 35 | | 111 | | 39 | | 111 | |
| Other income | 9 | | 16 | | 3 | | 9 | |
| Total value added to be distributed | 2,131 | 100.00% | 6,512 | 100.00% | 3,307 | 100.00% | 7,423 | 100.00% |
| Distribution of value added | 2,131 | | 6,512 | | 3,307 | | 7,423 | |
| Personnel - compensation | 2 | 0.09% | 5 | 0.08% | 1 | 0.03% | 6 | 0.08% |
| Taxes, fees and contributions - federal | (5) | -0.23% | 134 | 2.06% | (37) | -1.12% | 256 | 3.45% |
| Return on third parties' assets - interest | 20 | 0.94% | 60 | 0.92% | 14 | 0.42% | 36 | 0.48% |
| Return on own assets | 2,114 | 99.20% | 6,313 | 96.94% | 3,329 | 100.67% | 7,125 | 95.99% |
| Dividends and interest on capital | 572 | | 1,706 | | 878 | | 1,903 | |
| Retained earnings for the period | 1,542 | | 4,607 | | 2,451 | | 5,222 | |

The accompanying notes are an integral part of these financial statements.

ITAÚSA – INVESTIMENTOS ITAÚ S.A
Notes to the Consolidated Financial Statements
at September 30, 2016
(In millions of Reais)

NOTE 1 – OVERVIEW

Itaúsa – Investimentos Itaú S.A. (“ITAÚSA”) is a publicly held company, organized and existing under the laws of Brazil, and is located at Praça Alfredo Egydio de Souza Aranha, No. 100, Jabaquara, Torre Olavo Setubal, in the city of São Paulo, Brazil.

ITAÚSA has as its main objective supporting the companies in which it holds equity interests, through studies, analyses and suggestions regarding operating policy; projects for the expansion of the companies mentioned; obtaining resources to meet the related additional needs for risk capital through the subscription or acquisition of securities issued, to strengthen their position in the capital market and carry out related activities or subsidiaries of interest to the companies mentioned, except for those restricted to financial institutions.

Through its controlled and jointly-controlled companies, ITAÚSA operates in the following markets: financial services (Itaú Unibanco Holding); wood panels, bathroom porcelains, metals and electronic showers (Duratex); information technology (Itautec); and chemical products (Elekeiroz) – as shown in Note 25 “Segment Information”.

ITAÚSA is a holding company controlled by the Egydio de Souza Aranha family which holds 62.02% of the common shares and 16.93% of the preferred shares, making 34.16% of the total.

The Management and the Fiscal Council are the bodies responsible for overseeing the preparation of ITAÚSA’s Individual and Consolidated Financial Statements.

These interim individual and consolidated financial statements were approved by the ITAÚSA Board of Directors on November 7, 2016.

NOTE 2 – ACCOUNTING POLICIES

The significant accounting policies applied in the preparation of these individual and consolidated financial statements are set out below.

2.1 BASIS OF PREPARATION

Consolidated financial statements

The consolidated financial statements of Itaúsa and its subsidiaries (ITAÚSA CONSOLIDATED) were prepared and are being presented in accordance with the accounting practices adopted in Brazil, including the pronouncements issued by the Accounting Pronouncements Committee (“CPC”), as well as the International Financial Reporting Standards (“IFRS”) issued by the International Accounting Standards Board (“IASB”), and contain all the information relevant to the financial statements, which is consistent with that used by board in its management.

Individual financial statements

The individual financial statements of the parent were prepared in accordance with the Brazilian accounting practices issued by the CPC and are published together with the consolidated financial statements.

The preparation of financial statements requires the Company’s management (“Management”) to use certain critical accounting estimates and to exercise judgment in the process of applying the accounting policies of ITAÚSA and its subsidiaries. The areas that require a higher degree of judgment and have greater complexity, as well as those in which assumptions and estimates are significant to the consolidated financial statements, are disclosed in Note 2.3.

The presentation of the individual and consolidated statements of value added is required by Brazilian corporate legislation and the accounting practices adopted in Brazil applicable to publicly held companies, while IFRS does not require the presentation of such statements. As a consequence, under IFRS, the statement of value added is presented as supplementary information, without prejudice to the set of financial statements.

All references to the pronouncements of the CPC should also be understood as references to the corresponding IFRS pronouncements, and vice versa, and it should be noted that, in general, the early adoption of revisions or new IFRS is not possible in Brazil.

2.2 NEW PRONOUNCEMENTS, CHANGES TO AND INTERPRETATIONS OF EXISTING PRONOUNCEMENTS

a) Amendments to accounting pronouncements applicable to periods ended September 30, 2016

- IASB Annual Improvement Cycle (2012–2014) – Annually, IASB makes minor amendments to a series of pronouncements to clarify the current standards and avoid multiple interpretations. In this cycle, IFRS 5 – “Non-Current Assets Held for Sale and Discontinued Operations”, IFRS 7 – “Financial Instruments: Disclosures”, IAS 19 – “Employee Benefits”, and IAS 34 – “Interim Financial Reporting” were reviewed. No material impacts arising from this change to the consolidated financial statements of the company were identified.
- Amendment to IFRS 11 – “Joint Arrangements” – This amendment establishes accounting criteria for the acquisition of interest in joint ventures and joint operations, which constitute businesses, in accordance with the methodology established in IFRS 3 – “Business Combinations”. The impact of this amendment will be felt only in the case of an acquisition of joint control.
- Amendment to IAS 16 – “Property, Plant and Equipment” and IAS 38 – “Intangible Assets” – This amendment clarifies the basic principle for depreciation and amortization as being the expected pattern of consumption of future economic benefits embodied in the asset. No material impacts arising from this change on the consolidated financial statements of ITAÚSA were identified.
- Amendment to IAS 1 – “Presentation of Financial Statements” - The purpose of this amendment is to encourage companies to choose which information is relevant to the financial statements; to do this, it is necessary to determine which information is immaterial. The standard also clarifies that materiality is also applicable to the whole set of financial statements, including the notes thereto, and it is applicable to any and all disclosure requirements under the IFRS. The main impacts identified are related to the disclosure of accounting policies and judgments relating to materiality in the notes.
- Amendment to IAS 28, IFRS 10 and IFRS 12 – “Applying the Consolidation Exception”; - this document sets out guidelines for the application of the concept of investment entities. No material impacts arising from this change on the consolidated financial statements of ITAÚSA were identified.

b) Accounting pronouncements recently issued and applicable to future periods

The following pronouncements will be applicable for periods after the date of these consolidated financial statements and have not been adopted early:

- IFRS 9 – “Financial Instruments” – This pronouncement is meant to replace IAS 39 – “Financial Instruments”: Recognition and Measurement. IFRS 9 Includes: (a) a logical model for classification and measurement; (b) a single impairment model for financial instruments, which provides a response to expected losses; (c) the exclusion of volatility in results arising from own credit risk; and (d) a new approach to hedge accounting. IFRS 9 will come into effect for years beginning on or after January 1, 2018. The possible impacts arising from the adoption of this amendment will be assessed up to the date on which this standard becomes effective.
- IFRS 15 – “Revenue from Contracts with Customers” – This pronouncement requires the recognition of revenue arising from the transfer of goods or services to customers at amounts that reflect the company’s expectation of receiving as return the rights to these goods or services. IFRS 15 supersedes IAS 18, IAS 11, and related interpretations (IFRICs 13, 15 and 18), and is effective for the years beginning on or after January 1, 2018. Its early adoption is permitted by the IASB. The possible impacts arising from the adoption of this amendment will be assessed up to the date on which this standard becomes effective.
- Amendments to IFRS 10 – “Consolidated Financial Statements” and IAS 28 – “Investments in Associates and Joint Ventures”. These amendments relate to an inconsistency between the requirements of IFRS 10 and IAS 28 (2011) regarding the sale or contribution of assets between an investor and its associates or joint ventures. The effective date has not been defined by the IASB yet. No material impacts arising from this change to the consolidated financial statements of the company were identified.
- IFRS 16 – “Leases” – The pronouncement replaces IAS 17 - Leases, and related interpretations (IFRIC 4, SIC 15 and SIC 27). It eliminates the accounting for operating lease agreements for the lessee, presenting only one lease model, that consists of: (a) recognizing leases which terms exceeds 12 months and with substantial amounts; (b) initially recognizing lease in assets and liabilities at present value; and (c) recognizing depreciation and interest from lease separately in the result. For the lessor, accounting will continue to be segregated between operating and financial lease. Effective for annual periods beginning on January 1, 2019. Possible impacts arising from the adoption of this standard are being assessed and will be completed by the date this standard is effective.

There are no other IFRS standards or IFRIC interpretations that have not yet come into force and that could have a significant impact on the company and its subsidiaries.

2.3 CRITICAL ACCOUNTING ESTIMATES AND JUDGMENTS

The preparation of the individual and consolidated financial statements in compliance with the CPCs requires Management to make estimates and assumptions that affect the reported amounts of assets, liabilities and contingent liabilities at the date of the consolidated financial statements, as well as the reported amounts of revenue, expenses, gains and losses over the reporting and subsequent periods, because actual results may differ from those determined in accordance with these estimates and assumptions.

All estimates and assumptions made by Management are in compliance with the CPCs and represent the current best estimates made in compliance with the applicable rules. Estimates and judgments are evaluated on an ongoing basis, considering past experience and other factors.

The consolidated financial statements reflect a variety of estimates and assumptions. The critical accounting estimates and assumptions that have the most significant impact on the carrying amounts of assets and liabilities are described below:

a) Deferred income tax and social contribution

As explained in Note 2.4m, deferred tax assets are recognized only in relation to temporary differences and losses carried-forward to the extent that it is probable that ITAÚSA and its subsidiaries will generate future taxable profits for their utilization. The expected realization of the deferred tax assets of ITAÚSA and its subsidiaries is based on the projection of future income and other technical studies, as disclosed in Note 12. The carrying amount of deferred tax assets was R\$ 1.009 at September 30, 2016 (R\$ 816 at December 31, 2015).

b) Fair value of financial instruments, including derivatives

The fair value of financial instruments, including derivatives that are not traded in active markets, is determined using valuation techniques. This calculation is based on assumptions that take into consideration Management's judgment regarding market information and conditions existing as at the balance sheet date.

ITAÚSA and its subsidiaries rank the fair value measurements using a fair value hierarchy that reflects the significance and observable nature of inputs adopted as part of the measurement process. There are three broad levels related to the fair value hierarchy, detailed in Note 27.

ITAÚSA and its subsidiaries believe that all of the methodologies they have adopted are appropriate and consistent with those used by other market participants. Regardless of this fact, the adoption of other methodologies or the use of different assumptions to estimate fair values may result in different fair value estimates.

The methodologies used to estimate the fair value of certain financial instruments are also described in Note 27.

c) Contingent assets and liabilities

ITAÚSA and its subsidiaries periodically review their contingencies. These contingencies are evaluated based on Management's best estimates, taking into account the opinion of legal counsel, when there is a likelihood that financial resources will be required to settle the obligations and the amounts may be reasonably estimated.

Contingencies classified as probable losses are recognized in the balance sheet under "Provision."

Contingent amounts are measured using appropriate models and criteria, despite uncertainty surrounding the ultimate timing and amounts, as detailed in Note 15.

The carrying amount of these contingencies at September 30, 2016 was R\$ 949 (R\$ 771 at December 31, 2015).

d) Risk of variations in the fair value of biological assets

ITAÚSA and its subsidiaries use several estimates to value their forestry reserves, in accordance with the methodology established by CPC 29/IAS 41 – "Agriculture". These estimates are based on market references, and are subject to changes that could impact on the consolidated financial information. Specifically, a 5% reduction in standing wood prices would result in a reduction in the fair value of biological assets to R\$ 50, net of tax effects. If the discount rate used were increased by 0.5%, this would result in a reduction in the fair value of biological assets of about R\$ 9, net of tax effects.

e) Benefits of pension plans

The current value of assets related to pension plans depends on a number of factors that are determined based on actuarial calculations, which use several assumptions. Among the assumptions adopted to calculate these amounts are assumptions regarding the discount rate and the current market conditions. Any changes in these assumptions will affect the corresponding book values.

f) Estimated impairment of goodwill

ITAÚSA and its subsidiaries test goodwill on an annual basis or if there is an indication that the goodwill may be impaired, in compliance with the accounting policy presented in Note 2.4. The balance could be impacted on by changes in the economic or market scenario.

2.4 SUMMARY OF MAIN ACCOUNTING PRACTICES

a) Consolidation and equity method

I. Subsidiaries

In compliance with CPC 36 / IAS 27 – "Consolidated Financial Statements", subsidiaries are entities over which ITAÚSA holds control. ITAÚSA controls an entity when it is exposed to, or is entitled to, variable returns arising from its involvement with that entity and it is capable of influencing these returns.

The table below shows the fully consolidated subsidiaries and joint ventures that are accounted for under the equity method.

| | Incorporation country | Activity | Interest in capital at 09/30/2016 | Interest in capital at 12/31/2015 |
|---|-----------------------|--|-----------------------------------|-----------------------------------|
| Joint ventures | | | | |
| IUPAR - Itaú Unibanco Participações S.A. | Brazil | Holding company | 66.53% | 66.53% |
| Itaú Unibanco Holding S.A. | Brazil | Holding company/Financial institution | 37.26% | 37.36% |
| Full consolidation | | | | |
| Duratex S.A. | Brazil | Wood and bathroom porcelain and metals | 35.57% | 35.53% |
| Elekeiroz S.A. | Brazil | Chemical products | 96.49% | 96.49% |
| Itaúsa Empreendimentos S.A. | Brazil | Service | 100.00% | 100.00% |
| Itautec S.A. | Brazil | Information technology | 98.93% | 97.80% |
| ITH Zux Cayman | Cayman Islands | Holding | 100.00% | 100.00% |
| RT Diamond Multimercado Crédito Privado Fundo de Investimento | Brazil | Exclusive investment fund | 100.00% | 100.00% |

II. Business combinations

Accounting for business combinations under CPC 15 / IFRS 3 – “Business Combinations” is applicable when a business is acquired. Under CPC 15 / IFRS 3, a business is defined as an integrated set of activities and assets that is conducted and managed for the purpose of providing a return to investors, or cost reduction or other economic benefits. In general, a business consists of inputs and processes applied to those inputs and the resulting outputs that are or will be used to generate income. If there is goodwill inherent in a set of activities or transferred assets, this is presumed to be a business. For acquisitions that meet the definition of businesses, accounting under the acquisitions method is required.

The acquisition cost is measured at the fair value of the assets delivered, equity instruments issued and liabilities incurred or assumed at the exchange date, plus costs directly attributable to the acquisition. Acquired assets and assumed liabilities and contingent liabilities identifiable in a business combination are initially measured at their fair value at the acquisition date, regardless of the existence of non-controlling interests. The excess of the acquisition cost over the fair value of identifiable net assets acquired is accounted for as goodwill.

The treatment of goodwill is described in Note 2.4 j. If the acquisition cost is lower than the fair value of the identifiable net assets acquired, the difference is recognized directly in income.

For each business combination, the acquirer should measure any non-controlling interest in the acquired company at the fair value or at an amount proportional to its interest in net assets of the acquired company.

III. Transactions with non-controlling interests

CPC 36 / IAS 27 – “Consolidated Financial Statements” establishes that changes in ownership interests in a subsidiary, that do not result in a change of control are accounted for as capital transactions and any difference between the amount paid and the carrying value of the stake held by non-controlling stockholders is recognized directly in consolidated stockholders' equity.

b) FOREIGN CURRENCY TRANSLATION

I. Functional and presentation currency

The consolidated financial statements of ITAÚSA and its subsidiaries are presented in Brazilian reais. The real is the functional currency of ITAÚSA and its subsidiaries, and the presentation currency of these consolidated financial statements. For each investment held, ITAÚSA and its subsidiaries have defined the functional currency.

CPC 02 / IAS 21 – “The Effects of Changes in Foreign Exchange Rates and the Translation of Financial statements” defines the functional currency as the currency of the primary economic environment in which the entity operates. If the indicators are mixed and the functional currency is not obvious, Management has to use its judgment to determine the functional currency that most faithfully represents the economic effects of the entity’s operations, focusing on the currency that mainly influences the pricing of transactions. Additional indicators include the currency in which financing or in which funds from operating activities are generated or received, as well as the nature of activities and the extent of transactions between the foreign subsidiaries and the other entities of the consolidated group.

The assets and liabilities of subsidiaries with a functional currency other than the Brazilian real are translated as follows:

- Assets and liabilities are translated at the closing rate at the balance sheet date;
- Income and expenses are translated at monthly average exchange rates;
- Exchange differences arising from translation are recorded in “Cumulative comprehensive income”.

II. Foreign currency transactions

Foreign currency transactions are translated into the functional currency using the exchange rates prevailing at the dates of the transactions. Foreign exchange gains and losses resulting from the settlement of such transactions and from the translation at period-end exchange rates of monetary assets and liabilities denominated in foreign currencies are recognized in the Consolidated Statement of Income under “Income or financial expenses”.

In the case of changes in the fair value of monetary assets denominated in foreign currency classified as available for sale, the exchange differences resulting from a change in the amortized cost of the instrument are separated from all other changes in the carrying amounts of the instruments. The exchange differences resulting from a change in the amortized cost of the instrument are recognized in the income statement, while those resulting from other changes in the carrying amount, except impairment losses, are recognized in “Cumulative comprehensive income” until derecognition or impairment.

c) CASH AND CASH EQUIVALENTS

ITAÚSA CONSOLIDATED defines “cash and cash equivalents” as cash and current accounts in banks (included under the heading “Cash and deposits on demand”), securities and financial assets that have original maturities equal to or less than 90 days, as shown in Note 3.

d) FINANCIAL ASSETS

I. Classification

ITAÚSA and its subsidiaries classifies its financial assets, upon initial recognition, depending on the purpose for which they are acquired. The classifications used are: designated at fair value through profit or loss, held-to-maturity, loans and receivables and available-for-sale financial assets.

(a) Financial assets designated at fair value through profit or loss

Financial assets at fair value through profit or loss are financial assets held for trading.

A financial asset is classified in this category if it is acquired particularly to be sold in the short term. Assets in this category are classified as current assets.

(b) Held-to-maturity financial assets

Held-to-maturity investments are non-derivative financial assets with fixed or determinable payments and fixed maturities that an entity has the positive intention and ability to hold to maturity, other than those that the entity designates upon initial recognition as being at fair value through profit or loss.

(c) Loans and receivables

These are non-derivative financial assets that are not quoted in an active market and that have either fixed or determinable payments. They are presented as current assets, except for those the maturity period of which is in excess of 12 months after the balance sheet date (these are classified as non-current assets). Financial assets recognized by ITAÚSA and its subsidiaries in this category of financial instruments are mainly: cash and cash equivalents, trade accounts receivable, and securities.

(d) Available-for-sale financial assets

Available-for-sale financial assets are non-derivative assets, which are designated in this category or which are not classified in any of the previous categories. They are recorded as noncurrent assets, unless Management intends to sell the investment within 12 months of the reported period date.

I. Recognition and measurement

Purchases and sales of financial assets are usually recognized as at the trade date. Investments are initially recognized at fair value plus transaction costs for all financial assets not classified at fair value through profit or loss. Financial assets are written off when the rights to receive cash flow have expired or have been transferred, in the latter case provided that ITAÚSA and its subsidiaries have substantially transferred all of the risks and benefits of the property. The available-for-sale financial assets are subsequently accounted for at fair value. Loans and receivables are accounted for at amortized cost, based on the effective interest rate method.

Exchange variations on non-monetary financial assets and liabilities, such as investments in shares classified as available for sale, are recognized in the "Other comprehensive income" account, under stockholders' equity.

When securities classified as available for sale are sold or impaired, accumulated adjustments to the fair value recognized in equity are included in the statement of income as "Financial Result".

Dividends from available-for-sale financial assets, such as investments in shares, are recognized in the statement of income as part of other revenue, when ITAÚSA and its subsidiaries right to receive dividends has been established.

The fair values of investments with public quotations are based on current purchase prices. If the market for a financial asset (and securities not listed on a stock exchange) is not active, ITAÚSA and its subsidiaries establish the fair value based on valuation techniques. These techniques include the use of transactions recently carried out with third parties, reference to other instruments that are substantially similar, discounted cash flow analysis and option pricing models that make the greatest possible use of information generated by the market and that rely to the least extent possible on information generated by the company's Management itself.

II. Offsetting of financial instruments

Financial assets and liabilities are offset against each other and the net amount is reported in the balance sheet solely when there is a legally enforceable right to offset the recognized amounts and there is an intention to settle them or to realize the asset and simultaneously settle the liability.

III. Impairment of financial assets

(i) Assets measured at amortized cost

ITAÚSA and its subsidiaries assesses at each balance sheet date whether there is objective evidence that a financial asset or group of financial assets is impaired. A financial asset or group of financial assets is impaired and impairment losses are incurred only if there is objective evidence of impairment as a result of one or more events occurring after the initial recognition of assets (a "loss event") and that loss event (or events) impact(s) on the estimated future cash flow of a financial asset or group of financial assets that may be reliably estimated.

The criteria adopted by ITAÚSA to determine whether there is objective evidence of impairment loss include:

- (i) Significant financial difficulty of the issuer or debtor;
- (ii) A breach of contract, such as default or late payment of interest or principal;
- (iii) Granting by the group, for economic or legal reasons related to the debtor's financial difficulty, of concessions to a borrower that a creditor would not usually consider;
- (iv) Probability that the debtor will file for bankruptcy or other financial reorganization;
- (v) The disappearance of an active market for that financial asset due to financial difficulties; or
- (vi) Indications from observable data that there is a measurable reduction in estimated future cash flow based on a portfolio of financial assets since the initial recognition of those assets, although the decrease cannot yet be identified with the individual financial assets in the portfolio, including:

- Adverse changes in the payment condition of the debtors in the portfolio;
- National or local economic conditions that are correlated with default on the assets in the portfolio.

The amount of impairment loss is measured as the difference between the asset's carrying amount and the present value of estimated future cash flow (excluding future credit losses that have not been incurred) discounted at the original effective interest rate of the financial assets. The book value of the asset is reduced and the loss amount is recognized in the statement of income. If an account receivable or an investment held to maturity has a variable interest rate, the discount rate used to measure an impairment loss is the effective interest rate established in accordance with the agreement. In practice, ITAÚSA and its subsidiaries may measure impairment based on the fair value of an instrument using an observable market price.

If, in a subsequent period, the impairment loss amount decreases and the reduction is objectively related to an event that has taken place after the impairment is recognized (such as an improvement in the debtor's credit rating), the reversal of the previously recognized loss will be recognized in the statement of income.

(ii) Assets classified as available-for-sale

ITAÚSA and its subsidiaries assesses at each balance sheet date whether there is objective evidence that a financial asset or a group of financial assets is impaired.

In the case of investments in equity securities classified as available-for-sale, a significant or long-lasting decrease in the fair value of the security below its cost is evidence that the asset is impaired. Should there be any evidence of this type for available-for-sale financial assets, the cumulative loss – measured as the difference between the acquisition cost and the current fair value, less any impairment loss on the financial asset previously recognized in income (loss) – will be excluded from equity and recognized in the statement of income.

Equity instrument impairment losses recognized in the statement of income are not reversed through the statement of income.

e) DERIVATIVE FINANCIAL INSTRUMENTS AND HEDGING ACTIVITIES

Derivatives are initially recognized at fair value on the date when the derivative agreement is entered into, and are subsequently remeasured at fair value through the results.

Derivatives are contracted as a form of financial risk management, and the ITAÚSA policy is not to enter into leveraged derivative transactions.

Although the Company does not have a hedge accounting policy, it has designated certain debts at fair value through profit or loss, because of the existence of derivative financial assets directly related to loans, as a means of avoiding the recognition of gains and losses in different periods.

Hedges of net investments in foreign operations are recorded as cash flow hedges. Any gain or loss on the hedging instruments is recognized in stockholders' equity in "Carrying value adjustments", and the gains or losses related to the non-effective portion are reported in the statement of income immediately in "Other (losses) / gains, net".

Gains and losses accumulated in equity are included in the statement of income when the foreign operation is partially or totally transferred or sold.

f) TRADE ACCOUNTS RECEIVABLE

Trade accounts receivable are recorded and maintained at the nominal value of the amounts obtained on sales of products, plus exchange variations, where applicable. Trade accounts receivable substantially relate to short-term operations and are, therefore, not discounted to present value as no significant adjustment would arise therefrom. The provision for doubtful receivables (allowance for doubtful accounts or impairment) is constituted based on the analysis of risks regarding the realization of the credits receivable, in amounts considered sufficient by management to cover potential losses on the realization of these assets.

Recoveries of written-off items are credited to "Other operating income", in the statement of income.

g) INVENTORY

Inventory is stated at cost or net realizable value, whichever is lower. Cost is determined using the average cost of purchase or production. The cost of finished goods and products in progress comprises raw materials, direct labor, and other direct costs, excluding borrowing costs, and is recognized in income when products are sold. When applicable, a valuation allowance is recognized for inventory, product obsolescence and physical inventory losses.

Imports in transit are stated at the cost of each import.

The net realizable value is the selling price estimated in the ordinary course of business, less the applicable variable selling expenses.

h) INVESTMENTS IN ASSOCIATES AND JOINT VENTURES

I. Associates

In conformity with CPC 18 / IAS 28 – "Investment in Affiliates, Subsidiaries and Joint-Ventures", associates include those companies over which the investor has significant influence, but not control; significant influence is usually presumed to exist when an interest in the voting capital of 20% to 50% is held. Investments in these companies are initially recognized at the cost of acquisition and subsequently accounted for under the equity method. Investments in unconsolidated companies include the goodwill identified upon acquisition, net of any cumulative impairment loss.

II. Joint ventures

In accordance with CPC 19 / IAS 31 – “Investments in Joint Businesses”, investments in joint businesses are classified as joint operations or joint ventures.

The classification depends on the contractual rights and obligations held by each investor, rather than the legal structure of the joint business.

The share of ITAÚSA and its subsidiaries, in the profits or losses of their unconsolidated companies after acquisition is recognized in the consolidated statement of income. The share of changes in the reserves of corresponding stockholders' equity of their unconsolidated companies is recognized in their own reserves in stockholders' equity. The cumulative changes after acquisition are adjusted against the carrying amount of the investment. When the share of ITAÚSA and its subsidiaries in the losses of an unconsolidated company is equal to or above their interest in the unconsolidated company, including any other receivables, ITAÚSA and its subsidiaries do not recognize additional losses, unless they have incurred any obligations or made payments on behalf of the unconsolidated company.

Unrealized gains on transactions between ITAÚSA and its subsidiaries and its unconsolidated companies are eliminated to the extent of the interest of ITAÚSA and its subsidiaries. Unrealized losses are also eliminated, unless the transaction provides evidence of the impairment of the asset transferred. The accounting policies of unconsolidated companies have been changed, when necessary, to ensure consistency with the policies adopted by ITAÚSA and its subsidiaries.

If the interest in the unconsolidated company decreases, but ITAÚSA CONSOLIDATED retains significant influence, only a proportional amount of the amounts previously recognized in “Other comprehensive income” is reclassified to income, when appropriate.

Gains and losses from dilution arising from investments in unconsolidated companies are recognized in the consolidated statement of income under “Share of income in associates and joint ventures”.

i) FIXED ASSETS

In accordance with CPC 27 / IAS 16 – “Property, Plant and Equipment”, fixed assets are recognized at cost of acquisition less accumulated depreciation, which is calculated using the straight-line method and rates based on the estimated useful lives of these assets. These rates are presented in Note 9.

The residual values and useful lives of assets are reviewed and adjusted, if appropriate, at the end of each year.

ITAÚSA and its subsidiaries review their assets in order to identify whether any indication of impairment exists. If such indications are identified, fixed assets are tested for impairment. In accordance with CPC 01 / IAS 36 – “Impairment of Assets”, impairment losses are recognized at the amount for which the carrying amount of the asset (or group of assets) exceeds the recoverable amount, and they are recognized in the consolidated statement of income. The recoverable amount of an asset is defined as the higher of its fair value less costs to sell and its value in use. For the purposes of assessing impairment, assets are grouped at the lowest level for which independent cash flow can be identified (cash-generating units.). The assessment can be made at an individual asset level when the fair value less cost to sell can be determined reliably.

Gains and losses on disposals of fixed assets are recognized in the consolidated statement of income under “Other (losses)/gains, net”.

j) GOODWILL

In accordance with CPC 15 / IFRS 3 – “Business Combinations”, goodwill represents the excess of the cost of an acquisition over the fair value of the net identifiable assets and liabilities of the entity acquired at the date of acquisition. Goodwill is not amortized, but its recoverable amount is tested for impairment annually or when there is any indication of impairment, using an approach that involves the identification of cash-generating units and estimates of fair value less cost to sell and/or value in use.

As defined in CPC 01 / IAS 36 – “Impairment of Assets”, a cash-generating unit is the lowest identifiable group of assets that generates cash flow that is independent of the cash inflows from other assets or groups of assets. Goodwill is allocated to cash-generating units for the purpose of impairment testing. The allocation is made to those cash-generating units that are expected to benefit from the business combination.

CPC 01 / IAS 36 determines that an impairment loss shall be recognized for a cash-generating unit if the recoverable amount of the cash-generating unit is less than its carrying amount. The loss shall be allocated first to reduce the carrying amount of any goodwill allocated to the cash-generating unit, and then to the other assets of the unit on a pro rata basis in respect of the carrying amount of each asset. The loss cannot reduce the carrying amount of an asset below the higher of its fair value less costs to sell or its value in use. The impairment losses on goodwill cannot be reversed.

The goodwill of unconsolidated companies is reported as part of the investments in the consolidated balance sheet under "Investments in associates and jointly controlled entities", and the impairment testing is carried out in relation to the total balance of the investments (including goodwill).

k) INTANGIBLE ASSETS – OTHER INTANGIBLE ASSETS

Intangible assets are non-physical assets, including software and other assets, and are initially recognized at cost. Intangible assets are recognized when they arise from legal or contractual rights, their costs can be reliably measured, and if, in the case of intangible assets not arising from separate acquisitions or business combinations, it is probable that future economic benefits will arise from their use. The balance of intangible assets relates to assets acquired or internally generated.

Intangible assets may have finite or indefinite useful lives. Intangible assets with finite useful lives are amortized using the straight-line method over their estimated useful lives. Intangible assets with indefinite useful lives are not amortized, but are tested annually in order to identify any indication of impairment.

ITAÚSA and its subsidiaries assess their intangible assets semi-annually in order to identify whether any indications of impairment exist, as well as the possible reversal of previous impairment losses. If any such indications are found, intangible assets are tested for impairment. In accordance with CPC 01 / IAS 36, impairment losses are recognized as the difference between the carrying and recoverable amount of an asset (or group of assets) in the consolidated statement of income. The recoverable amount of an asset is defined as the higher of its fair value less costs to sell or its value in use. For the purpose of assessing impairment, assets are grouped at the lowest level for which cash flow can be separately identified (the cash-generating unit level). The assessment can be made at an individual asset level when the fair value less cost to sell can be determined reliably.

As provided for in CPC 4 / IAS 38 – "Intangible Assets", ITAÚSA and its subsidiaries have chosen the cost model to measure their intangible assets after their initial recognition.

l) BIOLOGICAL ASSETS

Forest reserves are recognized at their fair value, less estimated costs to sell at harvest time, in accordance with Note 11. For immature plantations (up to one year of life), their cost is considered to be close to their fair value. Gains and losses arising from the recognition of a biological asset at its fair value, less costs to sell, are recognized in the statement of income. The depletion appropriated in the statement of income is formed by the portion of the formation cost and the portion related to the difference of the fair value.

m) INCOME TAX AND SOCIAL CONTRIBUTION

There are two components of the provision for income tax and social contribution: current and deferred.

The current income tax expense approximates the taxes to be paid or recovered for the applicable period. Current assets and liabilities are recorded in the balance sheet under "Tax assets – income tax and social contribution - current" and "Tax liabilities – income tax and social contribution - current", respectively.

The deferred income tax and social contribution represent deferred tax assets and liabilities, and are based on the differences between the tax bases of assets and liabilities and the amounts reported in the financial statements at each year-end. Deferred tax assets, including those arising from tax losses, are only recognized when it is probable that future taxable income will be available for offsetting. Deferred tax assets and liabilities are recognized in the balance sheet under "Tax assets – income tax and social contribution – deferred" and "Tax liabilities – income tax and social contribution – deferred", respectively.

Income tax and social contribution expenses are recognized in the consolidated statement of income under "Income tax and social contribution", except when they relate to items directly recognized in "Cumulative comprehensive income", such as: deferred tax on the fair value measurement of available-for-sale financial assets, and tax on cash flow hedges. Deferred taxes on such items are initially recognized in "Cumulative comprehensive income" and subsequently recognized in "Income" together with the recognition of the gain/loss originally deferred.

Changes in tax legislation and tax rates are recognized in the consolidated statement of income under “Income tax and social contribution” in the period in which they are enacted. Interest and fines are recognized in the consolidated statement of income under “General and administrative expenses”. Income tax and social contribution are calculated at the rates shown below, considering the respective taxable bases, based on the current legislation related to each tax, which, in the case of the operations in Brazil, are equal for all the reporting periods as follows:

| | |
|-----------------------|-----|
| Income tax | 15% |
| Additional income tax | 10% |
| Social contribution | 9% |

In order to determine the proper level of provision for taxes to be maintained for uncertain tax positions, a two-phase approach has been applied, according to which a tax benefit is recognized if it is more probable than not that a position can be sustained. The benefit amount is then measured as the highest tax benefit when its probability of realization is over 50%.

n) EMPLOYEE BENEFITS

Pension plans – defined contribution

The subsidiaries of ITAÚSA offer a defined contribution plan to all employees, managed by Fundação Itaúsa Industrial. The plan regulations provide for contributions by sponsors that range from 50% to 100% of the amount contributed by the employees. ITAÚSA and its subsidiaries have offered this defined contribution plan to their employees in the past, but this plan is being extinguished and no new participants can be enrolled.

Regarding the defined contribution plan, there is no additional payment obligation after the contribution is made. Contributions are recognized as expenses for employee benefits, when due. Contributions made in advance are recognized as an asset in the proportion in which these contributions cause an effective reduction in future payments.

o) STOCK-BASED COMPENSATION

Stock-based compensation is accounted for in accordance with CPC 10 / IFRS 2 – “Share Based Payment”, which requires an entity to measure the value of equity instruments granted, based on their fair value as at the grant dates of the options. This cost is recognized during the vesting period of the right to exercise the instruments.

The total amount to be expensed is determined with reference to the fair value of the options granted, excluding the impact of any service and non-market performance vesting conditions (notably an employee remaining with the entity over a specified time period). The fulfillment of non-market vesting conditions is included among the assumptions regarding the number of options that are expected to be exercised. At the end of each period the entity revises its estimates regarding the number of options that are expected to be exercised based on non-market vesting conditions. It recognizes the impact of revision to the original estimates, if any, in the statement of income, with a corresponding adjustment to the stockholders’ equity.

When the options are exercised, the subsidiaries generally deliver treasury shares to the beneficiaries.

The fair value of stock options is estimated using option pricing models that take into account the exercise price of the option, the current stock price, the risk-free interest rate, the expected volatility of the stock price and the life-span of the option.

All stock-based compensation plans established by subsidiaries correspond to plans that can be settled exclusively through the delivery of shares – Note 17.

p) LOANS AND FINANCING

Borrowing is initially recognized at its fair value when funds are received, net of transaction costs, and subsequently stated at amortized cost – that is, with the addition of charges and interest proportional to the period that has elapsed (calculated on a pro rata basis), using the effective interest rate method, except for borrowing that is hedged by derivative instruments, which is stated at fair value.

Borrowing costs that are directly attributable to the acquisition, construction or production of a qualifying asset, i.e. an asset in respect of which a substantial period of time is required to prepare it for its intended use or sale, are capitalized as part of the cost of the asset when it is probable that these costs will result in future economic benefits to the entity that can be reliably measured. Other borrowing costs are recognized as expenses in the year in which they are incurred.

q) CAPITAL AND TREASURY SHARES

Capital

Common and preferred shares are classified in stockholders' equity. The additional costs directly attributable to the issue of new shares are included in stockholders' equity as a deduction from the amount raised, net of taxes.

Treasury shares

Common and preferred shares that are repurchased are recorded in stockholders' equity under "Treasury shares" at their average purchase prices.

Treasury shares that are subsequently sold, such as those sold to grantees under ITAÚSA's stock option plan, are recorded as a reduction in "treasury shares", measured at the average price of treasury stock held at that date.

The difference between the sale price and the average price of the treasury shares is recorded as a reduction or an increase in "Additional paid-in capital" depending upon the circumstances. The cancellation of treasury shares is recorded as a reduction in treasury shares against appropriated reserves, at the average price of the treasury shares at the cancellation date.

r) DIVIDENDS AND INTEREST ON CAPITAL

Pursuant to the Company's bylaws, the stockholders are entitled to a mandatory minimum dividend of 25% of the net income for the year, in the form of quarterly payments, adjusted in accordance with the legislation in force. Minimum dividend amounts established in the bylaws are recorded as liabilities at the end of each quarter. Any other amount above the mandatory minimum dividend is accounted for as a liability when it is approved by the stockholders at a Stockholder's Meeting. Since January 1, 1996, Brazilian companies have been permitted to apply a tax-deductible nominal interest rate charge on net equity (called interest on capital).

For accounting purposes interest on capital is treated as a dividend and is presented as a reduction of stockholders' equity in the financial statements. The related tax benefit is recorded in the statement of income.

s) EARNINGS PER SHARE

Earnings per share are computed by dividing the net income attributable to the owners of ITAÚSA by the weighted average number of common and preferred shares outstanding for each reporting period. The weighted average number of shares is computed based on the periods for which the shares were outstanding.

Earnings per share are presented based on the two types of stock issued by ITAÚSA. Both types, common and preferred, participate in dividends on substantially the same basis, except that preferred shares are entitled to a priority non-cumulative minimum annual dividend of R\$ 0.01 per share. Earnings per share are computed based on the distributed earnings (dividends and interest on capital) and undistributed earnings of ITAÚSA after giving effect to the preference indicated above, without regard to whether the earnings will ultimately be fully distributed. Earnings per share amounts have been determined as if all earnings had been distributed and computed following the requirements of CPC 41 / IAS 33 – "Earnings per Share".

t) REVENUE

Sales of products

Revenue from the sale of products is recognized in income at the time when all risks and benefits inherent in the product are transferred to the purchaser. Revenue is not recognized if there is a significant uncertainty regarding its realization.

u) SEGMENT INFORMATION

CPC 22 / IFRS 8 – “Segment Information” determines that operating segments must be disclosed consistently with the information provided to the chief operating decision-maker, who is the person or group of persons who allocates resources to the segments and assesses their performance. ITAÚSA considers that its Board of Directors is the chief operating decision-maker.

ITAÚSA has the following business segments: the Financial Area and the Industrial Area, subdivided into Duratex, Itautec and Elekeiroz.

Segmental information is presented in Note 25.

NOTE 3 - CASH AND CASH EQUIVALENTS

For the purpose of the consolidated statements of cash flow, cash and cash equivalents include the following items (amounts with original maturity terms that are equal to or less than 90 days):

| | 09/30/2016 | 12/31/2015 |
|--|--------------|--------------|
| Cash and deposits on demand | 31 | 80 |
| Investments in fixed income and investment funds | 369 | 348 |
| Bank deposit certificates | 1,226 | 944 |
| Repurchase agreements | 669 | 802 |
| Total | 2,295 | 2,174 |

We point out that in the period were no investment and financing transactions that not have affected cash or cash equivalents.

NOTE 4 - FINANCIAL ASSETS HELD FOR TRADING

| | 09/30/2016 | 12/31/2015 |
|------------------------------|------------|------------|
| Subordinated financial bills | 59 | 61 |
| Financial treasury bills | 241 | 221 |
| Total | 300 | 282 |

NOTE 5 - TRADE ACCOUNTS RECEIVABLE

| Trade Accounts Receivable | 09/30/2016 | 12/31/2015 |
|----------------------------------|------------|------------|
| Domestic customers | 888 | 864 |
| Foreign customers | 99 | 148 |
| Related parties | 20 | 43 |
| Impairment | (70) | (59) |
| Total | 937 | 996 |

The balances of accounts receivable by maturity are as follows:

| Maturities | 09/30/2016 | 12/31/2015 |
|------------------------|--------------|--------------|
| Not yet due | 873 | 931 |
| Past-due up to 30 days | 19 | 29 |
| From 31 to 60 days | 12 | 10 |
| From 61 to 90 days | 8 | 4 |
| From 91 to 180 days | 6 | 7 |
| More than 180 days | 89 | 74 |
| Total | 1,007 | 1,055 |

Below are the changes in the allowance for doubtful accounts:

| | 09/30/2016 | 12/31/2015 |
|-----------------------------|-------------|-------------|
| Opening balance | (59) | (43) |
| Constitution of provision | (16) | (19) |
| Reversal (income statement) | 1 | 1 |
| Write-offs | 4 | 6 |
| Acquisition of DuchaCorona | - | (4) |
| Closing Balance | (70) | (59) |

NOTE 6 - OTHER ASSETS AND LIABILITIES**a) Other assets**

| | 09/30/2016 | | 12/31/2015 | |
|---|------------|-------------|------------|-------------|
| | Current | Non-Current | Current | Non-Current |
| Other financial assets | 313 | 301 | 906 | 270 |
| Deposits as guarantees for contingent liabilities | - | 99 | - | 104 |
| Dividends and interest on stockholders' equity receivable | 246 | - | 835 | - |
| Amounts receivable from the sale of fixed assets | 20 | 22 | 19 | 9 |
| Retirement plan assets (Note 24) | 5 | 124 | 3 | 122 |
| Government debt certificates | - | 11 | - | 10 |
| Acquisition escrow accounts | 3 | 21 | 5 | 12 |
| Forest incentives | - | 14 | - | 13 |
| Electricity sales | 10 | - | 10 | - |
| Other amounts receivable | 29 | 10 | 34 | - |
| Other non-financial assets | 26 | 26 | 13 | - |
| Prepaid expenses | 20 | - | 6 | - |
| Other | 6 | 26 | 7 | - |

b) Other liabilities

| | 09/30/2016 | | 12/31/2015 | |
|--|------------|-------------|------------|-------------|
| | Current | Non-Current | Current | Non-Current |
| Suppliers | 213 | - | 271 | - |
| Personnel provision | 165 | - | 147 | - |
| Partnerships in which some partners are passive ⁽¹⁾ | 34 | 94 | 108 | - |
| Advances from customers | 7 | 5 | 22 | 6 |
| Acquisitions of companies | 20 | 33 | 24 | 33 |
| Deferred income | - | - | 7 | - |
| Freight and insurance payable | 21 | - | 17 | - |
| Commission payable | 10 | - | 8 | - |
| Acquisitions of reforestation areas and fixed assets | 7 | - | 8 | - |
| Provision for warranties and restructuring costs | 24 | 24 | 17 | 28 |
| Commercial leasing | - | 10 | - | 10 |
| Liabilities provided with joint operation partner | - | 21 | - | 11 |
| Other | 17 | 10 | 32 | 12 |
| Total | 518 | 197 | 661 | 100 |

(1) Refers to the value of the participation of third parties in the reforestation projects the group, to which the Duratex subsidiary Duratex Florestal has contributed forest assets, basically forest reserves and the equity holders have contributed in kind.

NOTE 7 – INVENTORY

| | 09/30/2016 | 12/31/2015 |
|---------------------------------------|-------------------|-------------------|
| Raw materials, supplies and packaging | 310 | 386 |
| Finished products | 393 | 361 |
| Work in progress | 129 | 117 |
| Showrooms | 113 | 107 |
| Advances to suppliers | 4 | 3 |
| Allowance for inventory losses | (2) | (6) |
| Total | 947 | 968 |

The cost of inventory recognized in results and included in “Cost of products and services” totaled R\$ 2,703 at September 30, 2016 (R\$ 2,799 at September 30, 2015).

At September 30, 2016 and December 31, 2015, the subsidiaries of ITAÚSA did not have any inventory pledged as collateral.

NOTE 8 – INVESTMENTS

I) ITAÚSA

a) Subsidiaries and joint ventures stockholder' equity

| Stockholders' equity | Joint Ventures | | Subsidiaries | | | | |
|---|----------------------------|--|--------------|----------------|--------------|-----------------------|-----------------------------|
| | Itaú Unibanco Holding S.A. | IUPAR - Itaú Unibanco Participações S.A. | Duratex S.A. | Elekeiroz S.A. | Itautec S.A. | Itaúsa Empreend. S.A. | ITH Zux Cayman company Ltd. |
| Stockholders' equity at 01/01/2015 | | | | | | | |
| Capital | 75,000 | 7,430 | 1,868 | 321 | 272 | 52 | 32 |
| Treasury shares | (1,328) | - | (28) | - | - | - | - |
| Carrying value adjustments | (431) | (332) | 405 | (1) | - | 2 | - |
| Reserves | 24,511 | 17,320 | 2,298 | 145 | - | 52 | - |
| Other | 1,508 | - | - | - | (163) | - | (31) |
| Balance at 01/01/2015 | 99,260 | 24,418 | 4,543 | 465 | 109 | 106 | 1 |
| Changes from 01/01 to 09/30/2015 | | | | | | | |
| Net income | 20,720 | 3,481 | 132 | - | (24) | (2) | 1 |
| Treasury shares | (2,174) | - | - | - | - | - | - |
| Dividends and interest on capital | (7,313) | (229) | (77) | - | - | - | - |
| Other comprehensive income | (311) | (81) | 72 | - | - | - | - |
| Other | (439) | (115) | 4 | - | - | 200 | - |
| Stockholders' equity at 09/30/2015 | | | | | | | |
| Capital | 85,148 | 12,430 | 1,868 | 322 | 272 | 262 | 38 |
| Treasury shares | (3,549) | - | (28) | - | - | - | - |
| Carrying value adjustments | (742) | (412) | 476 | (1) | - | - | - |
| Reserves | 27,277 | 15,456 | 2,358 | 144 | - | 42 | - |
| Other | 1,609 | - | - | - | (187) | - | (36) |
| Balance at 09/30/2015 | 109,743 | 27,474 | 4,674 | 465 | 85 | 304 | 2 |
| Stockholders' equity at 01/01/2016 | | | | | | | |
| Capital | 85,148 | 12,430 | 1,868 | 322 | 272 | 262 | 47 |
| Treasury shares | (4,353) | - | (28) | - | - | - | - |
| Carrying value adjustments | (1,290) | (557) | 459 | - | - | - | - |
| Reserves | 31,014 | 16,384 | 2,233 | 133 | - | 43 | - |
| Other | 1,733 | - | - | - | (195) | - | (45) |
| Balance at 01/01/2016 | 112,252 | 28,257 | 4,532 | 455 | 77 | 305 | 2 |
| Changes from 01/01 to 09/30/2016 | | | | | | | |
| Net income | 17,271 | 3,063 | (1) | (40) | (11) | 3 | - |
| Treasury shares | 420 | - | - | - | - | - | - |
| Dividends and interest on capital | (6,439) | (238) | - | - | - | - | - |
| Other comprehensive income | (947) | (248) | (41) | - | - | - | - |
| Other | (615) | (159) | 79 | - | (6) | - | - |
| Stockholders' equity at 09/30/2016 | | | | | | | |
| Capital | 97,148 | 12,430 | 1,962 | 322 | 272 | 262 | 45 |
| Treasury shares | (1,250) | - | (28) | - | - | - | - |
| Carrying value adjustments | (2,237) | (805) | 419 | - | - | - | - |
| Reserves | 26,629 | 19,050 | 2,216 | 93 | - | 46 | - |
| Other | 1,652 | - | - | - | (212) | - | (43) |
| Balance at 09/30/2016 | 121,942 | 30,675 | 4,569 | 415 | 60 | 308 | 2 |

b) Interest in capital of subsidiaries and joint ventures

Below is the composition of the share capital of subsidiaries and joint ventures, and the quantities held by ITAÚSA:

| Interest in capital | Joint Ventures | | Subsidiaries | | | | |
|---|----------------------------|--|--------------------|-------------------|-------------------|-----------------------|-----------------------------|
| | Itaú Unibanco Holding S.A. | IUPAR - Itaú Unibanco Participações S.A. | Duratex S.A. | Elekeiroz S.A. | Itaútec S.A. | Itaúsa Empreend. S.A. | ITH Zux Cayman Company Ltd. |
| Outstanding Common shares at 09/30/2015 | 3,047,037,403 | 710,454,184 | 663,079,679 | 14,518,150 | 11,199,367 | 2,186,700 | 12,200,000 |
| Shares of capital | 3,047,040,198 | 710,454,184 | 665,565,438 | 14,518,150 | 11,199,367 | 2,186,700 | 12,200,000 |
| Treasury shares | (2,795) | - | (2,485,759) | - | - | - | - |
| Outstanding Preferred shares at 09/30/2015 | 2,903,051,801 | 350,942,273 | - | 16,967,020 | - | - | - |
| Shares of capital | 3,036,875,751 | 350,942,273 | - | 16,967,020 | - | - | - |
| Treasury shares | (133,823,950) | - | - | - | - | - | - |
| Outstanding shares at 09/30/2015 | 5,950,089,204 | 1,061,396,457 | 663,079,679 | 31,485,170 | 11,199,367 | 2,186,700 | 12,200,000 |
| Number of shares owned by ITAÚSA at 09/30/2015 | 1,178,227,819 | 706,169,365 | 235,621,037 | 30,379,121 | 10,953,371 | 2,186,700 | 12,200,000 |
| Common shares | 1,178,125,199 | 355,227,092 | 235,621,037 | 14,261,761 | 10,953,371 | 2,186,700 | 12,200,000 |
| Preferred shares | 102,620 | 350,942,273 | - | 16,117,360 | - | - | - |
| Direct interest at 09/30/2015 | | | | | | | |
| Interest in capital | 19.80% | 66.53% | 35.53% | 96.49% | 97.80% | 100.00% | 100.00% |
| Interest in voting capital | 38.66% | 50.00% | 35.53% | 98.23% | 97.80% | 100.00% | 100.00% |
| Common shares in circulation at 09/30/2016 | 3,047,037,403 | 710,454,184 | 689,298,742 | 14,518,150 | 11,072,186 | 2,186,700 | 12,200,000 |
| Shares of capital | 3,047,040,198 | 710,454,184 | 691,784,501 | 14,518,150 | 11,199,367 | 2,186,700 | 12,200,000 |
| Treasury shares | (2,795) | - | (2,485,759) | - | (127,181) | - | - |
| Preferred shares in circulation at 09/30/2016 | 2,890,041,173 | 350,942,273 | - | 16,967,020 | - | - | - |
| Shares of capital | 2,936,875,751 | 350,942,273 | - | 16,967,020 | - | - | - |
| Treasury shares | (46,834,578) | - | - | - | - | - | - |
| Outstanding shares at 09/30/2016 | 5,937,078,576 | 1,061,396,457 | 689,298,742 | 31,485,170 | 11,072,186 | 2,186,700 | 12,200,000 |
| Number of shares owned by ITAÚSA at 09/30/2016 | 1,178,227,819 | 706,169,365 | 245,169,699 | 30,379,121 | 10,953,371 | 2,186,700 | 12,200,000 |
| Common shares | 1,178,125,199 | 355,227,092 | 245,169,699 | 14,261,761 | 10,953,371 | 2,186,700 | 12,200,000 |
| Preferred shares | 102,620 | 350,942,273 | - | 16,117,360 | - | - | - |
| Direct interest at 09/30/2016 | | | | | | | |
| Interest in capital | (1) 19,85% | 66.53% | 35.57% | 96.49% | 98.93% | 100.00% | 100.00% |
| Interest in voting capital | (2) 38,66% | 50.00% | 35.57% | 98.23% | 98.93% | 100.00% | 100.00% |

(1) Itaúsa holds a direct interest in Itaú Unibanco Holding S.A. of 19,85% and an indirect interest of 17,41% through the investment in the jointly-controlled subsidiary Itaú Unibanco Participações S.A. (IUPAR), which holds a 26,17% direct interest in Itaú Unibanco Holding S.A., totaling 37,26% interest in the capital.

(2) The direct interest in the common shares of Itaú Unibanco Holding S.A. is 38,66% and the indirect interest is 25,5% through the investment in the jointly-controlled subsidiary Itaú Unibanco Participações S.A. (IUPAR), which holds a 51% direct interest in the common shares of Itaú Unibanco Holding S.A., totaling 64,16% of the voting capital.

c) Change in investments

| Investments | Joint Ventures | | Subsidiaries | | | | Total | |
|---|----------------------------|--|--------------|----------------|--------------|-----------------------|----------|-----------------------------|
| | Itaú Unibanco Holding S.A. | IUPAR - Itaú Unibanco Participações S.A. | Duratex S.A. | Elekeiroz S.A. | Itautec S.A. | Itaúsa Empreend. S.A. | | ITH Zux Cayman Company Ltd. |
| Investment balance at 01/01/2015 | | | | | | | | |
| Interest in capital | 19,413 | 16,246 | 1,607 | 449 | 106 | 106 | 1 | 37,928 |
| Unrealized income (loss) | (14) | - | - | - | - | - | - | (14) |
| Fair value - identifiable assets and liabilities | 121 | - | - | - | - | - | - | 121 |
| Balance at 01/01/2015 | 19,520 | 16,246 | 1,607 | 449 | 106 | 106 | 1 | 38,035 |
| Changes from 01/01 to 09/30/2015 | 2,295 | 2,033 | 47 | - | (24) | 198 | 1 | 4,550 |
| Share of income | 4,984 | 2,316 | 47 | - | (24) | (2) | 1 | 7,322 |
| Dividends and interest on capital | (2,541) | (152) | (27) | - | - | - | - | (2,720) |
| Capital increase | - | - | - | - | - | 200 | - | 200 |
| Other comprehensive income | (61) | (54) | 25 | - | - | - | - | (90) |
| Other | (87) | (77) | 2 | - | - | - | - | (162) |
| Investment balance at 09/30/2015 | | | | | | | | |
| Interest in capital | 21,732 | 18,279 | 1,654 | 449 | 82 | 304 | 2 | 42,502 |
| Unrealized income (loss) | (13) | - | - | - | - | - | - | (13) |
| Fair value - identifiable assets and liabilities | 96 | - | - | - | - | - | - | 96 |
| Balance at 09/30/2015 | 21,815 | 18,279 | 1,654 | 449 | 82 | 304 | 2 | 42,585 |
| Market value at 09/30/2015 | 57,980 | - | 1,360 | 216 | 142 | - | - | 59,698 |
| Investment balance at 01/01/2016 | | | | | | | | |
| Interest in capital | 22,336 | 18,800 | 1,603 | 440 | 75 | 305 | 2 | 43,561 |
| Unrealized income (loss) | (13) | - | - | - | - | - | - | (13) |
| Fair value - identifiable assets and liabilities (Note 23a) | 93 | - | - | - | - | - | - | 93 |
| Balance at 01/01/2016 | 22,416 | 18,800 | 1,603 | 440 | 75 | 305 | 2 | 43,641 |
| Changes from 01/01 to 09/30/2016 | 1,853 | 1,609 | 15 | (39) | (16) | 3 | - | 3,425 |
| Share of income | 4,423 | 2,038 | - | (39) | (16) | 3 | - | 6,409 |
| Dividends and interest on capital | (2,261) | (158) | - | - | - | - | - | (2,419) |
| Capital increase | - | - | 34 | - | - | - | - | 34 |
| Other comprehensive income | (188) | (165) | (14) | - | - | - | - | (367) |
| Other | (121) | (106) | (5) | - | - | - | - | (232) |
| Investment balance at 09/30/2016 | | | | | | | | |
| Interest in capital | 24,199 | 20,409 | 1,618 | 401 | 59 | 308 | 2 | 46,996 |
| Unrealized income (loss) | (12) | - | - | - | - | - | - | (12) |
| Fair value - identifiable assets and liabilities (Note 23a) | 82 | - | - | - | - | - | - | 82 |
| Balance at 09/30/2016 | 24,269 | 20,409 | 1,618 | 401 | 59 | 308 | 2 | 47,066 |
| Market value at 09/30/2016 | 78,951 | - | 2,128 | 157 | 166 | - | - | 81,402 |

II) ITAÚSA CONSOLIDATED

a) Composition of investments in associates and jointly controlled entities

| | Interest % at 12/31/2015 | | 12/31/2015 | | | 01/01 to 09/30/2015 | |
|-------------------------------------|-----------------------------|--------|-------------------------|-----------------------|--------------|---------------------|--------------------|
| | Total | Voting | Stockholders' equity | Investment balance | Market value | Net income | Share of income |
| Itaú Unibanco Holding | 37.36 | 64.16 | 112,252 | 22,416 | 58,179 | 20,720 | 4,984 |
| IUPAR - Itaú Unibanco Participações | 66.53 | 50.00 | 28,257 | 18,800 | - | 3,481 | 2,316 |
| Other (*) | - | - | - | - | - | - | 1 |
| Total | | | | 41,216 | | | 7,301 |

| | Interest % at 09/30/2016 | | 09/30/2016 | | | 01/01 to 09/30/2016 | |
|-------------------------------------|-----------------------------|--------|-------------------------|-----------------------|--------------|---------------------|--------------------|
| | Total | Voting | Stockholders' equity | Investment balance | Market value | Net income | Share of income |
| Itaú Unibanco Holding | 37.26 | 64.16 | 121,942 | 24,269 | 78,951 | 17,271 | 4,423 |
| IUPAR - Itaú Unibanco Participações | 66.53 | 50.00 | 30,675 | 20,409 | - | 3,063 | 2,038 |
| Other (*) | - | - | - | - | - | - | (*) (5) |
| Total | | | | 44,678 | | | 6,456 |

(*) Result not arising from the net income of subsidiaries

b) Other information

The table below shows a summary of the financial information of the investees accounted for under the equity method:

| Assets and liabilities (*) | 09/30/2016 | 12/31/2015 |
|--|------------------|------------------|
| Assets | 1,324,125 | 1,276,424 |
| Cash and cash equivalents | 119,442 | 91,649 |
| Financial assets | 652,843 | 651,825 |
| Loan operations and lease operations portfolio | 465,350 | 447,404 |
| Tax assets | 44,136 | 52,158 |
| Other assets | 42,354 | 33,388 |
| Liabilities | 1,189,787 | 1,163,629 |
| Deposits | 308,599 | 292,610 |
| Securities sold under repurchase agreements | 347,790 | 336,643 |
| Other financial liabilities | 328,370 | 354,046 |
| Reserves for insurance and private pensions | 147,663 | 129,305 |
| Civil, labor, tax and social security lawsuits | 20,966 | 18,994 |
| Other liabilities | 36,399 | 32,031 |

(*) Basically represented by Itaú Unibanco Holding.

| Other Financial Information - Itaú Unibanco Holding | 01/01 to 09/30/2016 | 01/01 to 09/30/2015 |
|---|------------------------|------------------------|
| Interest and similar income | 118,776 | 109,180 |
| Interest and similar expenses | (70,402) | (53,087) |
| Net income before income tax and social contribution | 30,118 | 10,669 |
| Income tax and social contribution (*) | (12,476) | 10,346 |
| Net income | 17,642 | 21,015 |
| Net income attributable to the owners of the parent company | 17,271 | 20,720 |
| Other comprehensive income | (947) | (311) |
| Total comprehensive income | 16,324 | 20,409 |

(*) Considering the temporary effects of Law 13,169/15, which increases the social contribution tax rate to 20%, tax credits were accounted for based on their expected realization. There were no unrecorded deferred tax assets at 09/30/2016 e 12/31/2015

NOTE 9 – FIXED ASSETS

| Fixed Assets | Land | Buildings and Improvements | Equipment and facilities | Furniture and fixtures | Vehicles | Assets under development or construction | Other assets | Total |
|---|------------|----------------------------|--------------------------|------------------------|-----------|--|--------------|----------------|
| Balance at 12/31/2014 | | | | | | | | |
| Cost | 727 | 1,115 | 4,169 | 52 | 56 | 318 | 145 | 6,582 |
| Accumulated depreciation | - | (399) | (1,920) | (34) | (46) | - | (98) | (2,497) |
| Net book value | 727 | 716 | 2,249 | 18 | 10 | 318 | 47 | 4,085 |
| Changes from 01/01 to 09/30/2015 | | | | | | | | |
| Acquisitions | 13 | 8 | 42 | 4 | 1 | 197 | 13 | 278 |
| Write-offs | (1) | (1) | (1) | - | - | (1) | - | (4) |
| Depreciation | - | (30) | (220) | (2) | (2) | - | (10) | (264) |
| Transfers | 3 | 16 | 264 | - | - | (300) | - | (17) |
| Other | 40 | 20 | 58 | 2 | - | - | 17 | 137 |
| Balance at 09/30/2015 | | | | | | | | |
| Cost | 782 | 1,158 | 4,534 | 58 | 58 | 214 | 170 | 6,974 |
| Accumulated depreciation | - | (429) | (2,142) | (36) | (49) | - | (103) | (2,759) |
| Net book value | 782 | 729 | 2,392 | 22 | 9 | 214 | 67 | 4,215 |
| Annual depreciation rates (%) | - | 4% | 5% to 20% | 10% | 10% | - | 4% to 20% | |
| Balance at 12/31/2015 | | | | | | | | |
| Cost | 775 | 1,138 | 4,566 | 60 | 60 | 195 | 174 | 6,968 |
| Accumulated depreciation | - | (413) | (2,215) | (37) | (50) | - | (107) | (2,822) |
| Net book value | 775 | 725 | 2,351 | 23 | 10 | 195 | 67 | 4,146 |
| Changes from 01/01 to 09/30/2016 | | | | | | | | |
| Acquisitions | - | 2 | 30 | 1 | 1 | 109 | 11 | 154 |
| Write-offs | (2) | - | (6) | - | - | - | - | (8) |
| Depreciation | - | (27) | (221) | (3) | (2) | - | (11) | (264) |
| Transfers | 1 | (11) | 145 | - | 1 | (149) | 11 | (2) |
| Other | (13) | (7) | (19) | - | - | - | - | (39) |
| Balance at 09/30/2016 | | | | | | | | |
| Cost | 761 | 1,123 | 4,713 | 61 | 60 | 155 | 196 | 7,069 |
| Accumulated depreciation | - | (441) | (2,433) | (40) | (50) | - | (118) | (3,082) |
| Net book value | 761 | 682 | 2,280 | 21 | 10 | 155 | 78 | 3,987 |
| Annual depreciation rates (%) | - | 4% | 5% to 20% | 10% | 10% | - | 4% to 20% | |

NOTE 10 – INTANGIBLE ASSETS

| Intangible Assets | Software | Trademarks and patents | Goodwill for future profitability | Customer portfolio | Total |
|---|-----------|------------------------|-----------------------------------|--------------------|--------------|
| Balance at 12/31/2014 | | | | | |
| Cost | 73 | 12 | 714 | 412 | 1,211 |
| Accumulated amortization | (48) | (1) | - | (133) | (182) |
| Net value | 25 | 11 | 714 | 279 | 1,029 |
| Change from 01/01 to 09/30/2015 | | | | | |
| Acquisitions | 10 | 1 | - | - | 11 |
| Amortization expense | (5) | (1) | - | (21) | (27) |
| Other | 1 | 13 | - | 2 | 16 |
| Balance at 09/30/2015 | | | | | |
| Cost | 85 | 26 | 714 | 413 | 1,238 |
| Accumulated amortization | (54) | (2) | - | (153) | (209) |
| Net value | 31 | 24 | 714 | 260 | 1,029 |
| <i>Annual amortization rates</i> | 20% | - | - | 6.67% | |
| Balance at 12/31/2015 | | | | | |
| Cost | 85 | 26 | 714 | 414 | 1,239 |
| Accumulated amortization | (52) | (2) | - | (161) | (215) |
| Net value | 33 | 24 | 714 | 253 | 1,024 |
| Changes from 01/01 to 09/30/2016 | | | | | |
| Acquisitions | 9 | - | - | - | 9 |
| Amortization expense | (4) | (1) | - | (21) | (26) |
| Other | - | (4) | 5 | (1) | - |
| Balance at 09/30/2016 | | | | | |
| Cost | 95 | 22 | 719 | 412 | 1,248 |
| Accumulated amortization | (57) | (3) | - | (181) | (241) |
| Net value | 38 | 19 | 719 | 231 | 1,007 |
| <i>Annual amortization rates</i> | 20% | - | - | 6.67% | |

Goodwill for future profitability is a result of the following acquisitions:

| | 09/30/2016 | 12/31/2015 |
|---------------------------------|------------|------------|
| Acquisitions | | |
| Itaú Unibanco Holding (note 23) | 437 | 437 |
| Satipel | 188 | 188 |
| Thermosystem | 26 | 26 |
| Cerâmica Monte Carlo | 22 | 22 |
| Deca Nordeste | 17 | 17 |
| Duchacorona | 5 | - |
| Metalúrgica Jacareí | 2 | 2 |
| Other acquisitions | 22 | 22 |
| Net value | 719 | 714 |

NOTE 11 – BIOLOGICAL ASSETS (forest reserves)

ITAÚSA Consolidated, through its subsidiaries Duratex Florestal Ltda. and Tablemac S.A., owns eucalyptus and pine forest reserves that are mainly used as raw materials in the production of wood panels, floors and components, and are also sold to third parties.

These reserves guarantee the supply of wood to ITAÚSA's plants, and they also protect ITAÚSA from the future risk of increases in wood prices. The forest reserves are a sustainable operation and are integrated into ITAÚSA's industrial complexes which, together with the supply network, provides a high level of self-sufficiency in relation to the wood supply.

At September 30, 2016, approximately 176.2 thousand hectares of forest reserves were planted (170.3 thousand hectares at December 31, 2015) in the states of São Paulo, Minas Gerais, Rio Grande do Sul, Alagoas and Colombia.

a) Fair value estimate

The fair value is determined based on the estimated wood volume at the point of harvest, at the current prices for standing timber, except in the case of (i) forests that have up to one year of life which are stated at cost, as a result of a judgment that these amounts approximate their values; (ii) forests in the process of growth for which case the discounted cash flow method is used.

Biological assets are measured at fair value, less cost to sell at the point of harvest.

The fair value was determined by valuing the estimated volumes at the point of harvest considering the current market prices in view of the volume estimates. The assumptions used were as follows:

i. Discounted cash flow – forecast wood volume at the point of harvest, considering the current market prices, net of realizable planting costs and the capital costs of land used in planting (brought to present value) at the discount rate of 10.17% p.a. at September 30, 2016 and 10.17% p.a. December 31, 2015. The discount rate used in cash flow corresponds to the weighted average cost of Duratex S.A., which is reviewed annually by the Management.

ii. Prices – prices in R\$/cubic meter through current market prices, disclosed by specialized companies operating in regions and offering products similar to those of Duratex, in addition to the prices set in transactions with third parties, also in active markets.

iii. Differentiation – harvest volumes separated and valued according to (a) species (pine and eucalyptus), (b) region, (c) purpose (saw and process).

iv. Volumes – estimates of volumes to be harvested (sixth year for eucalyptus and 12th year for pine), based on the projected average productivity for each region and species. The average productivity may vary based on age, cropping, climate conditions, quality of seedlings, fires and other natural risks. In relation to formed forests, the current wood volumes are used. Rotating inventory is taken from the second year of life of forests, and their effects are included in the financial statements.

v. Regularity – expectations regarding future wood prices and volumes reviewed at least every quarter, or when the rotational physical inventory is concluded.

b) Composition of balances

The biological asset balances are composed of the costs of forest planting and the difference between the fair value and the planting costs, as shown below:

| | 09/30/2016 | 12/31/2015 |
|--|--------------|--------------|
| Cost of formation of biological assets | 955 | 895 |
| Difference between cost and fair value | 584 | 547 |
| Fair value of biological assets | 1,539 | 1,442 |

Forests are free from any liens or guarantees to third parties, including financial institutions. In addition, there are no forests for which legal title is restricted.

c) Changes

The changes in the accounting balances from the beginning of the period are as follows:

| | 09/30/2016 | 12/31/2015 |
|---|-------------------|-------------------|
| Opening balance | 1,442 | 1,355 |
| Variations in fair value | | |
| Volume price | 115 | 124 |
| Depletion | (78) | (146) |
| Variations in historical value | | |
| Formation | 131 | 204 |
| Depletion | (71) | (95) |
| Closing balance | 1,539 | 1,442 |
| | 01/01 to | 01/01 to |
| | 09/30/2016 | 09/30/2015 |
| Effects of variations in the fair value of biological assets | 37 | (13) |
| Variations in fair value | 115 | 103 |
| Depletion of fair value | (78) | (116) |

NOTE 12 - INCOME TAX AND SOCIAL CONTRIBUTION

ITAÚSA and each of its subsidiaries file separate corporate income tax returns for each fiscal year. Income tax in Brazil comprises income tax and social contribution on net income, which is a tax on income additional to income tax.

a) Composition of income tax and social contribution expense

The amounts recorded as income tax and social contribution expense in the consolidated financial statements reconcile with the statutory rates, as follows:

| Current income tax and social contribution | 07/01 to 09/30/2016 | 01/01 to 09/30/2016 | 07/01 to 09/30/2015 | 01/01 to 09/30/2015 |
|--|------------------------|------------------------|------------------------|------------------------|
| Income before income tax and social contribution | 2,095 | 6,219 | 3,290 | 7,249 |
| Charges (income tax and social contribution) at the current rates | (712) | (2,114) | (1,119) | (2,465) |
| Increase/decrease in income tax and social contribution charges arising from: | | | | |
| (Additions) / exclusions | 750 | 2,208 | 1,179 | 2,431 |
| Share of comprehensive income of associates and joint ventures | 710 | 2,195 | 1,105 | 2,482 |
| Income from foreign investments | 1 | - | (1) | (1) |
| Interest on capital | 22 | (1) | 70 | 80 |
| Reversal of deferred tax assets | - | - | - | (142) |
| Other | 17 | 14 | 5 | 12 |
| Total income tax and social contribution | 38 | 94 | 60 | (34) |

b) Deferred income tax and social contribution

I - The balance and changes in deferred income tax and social contribution are as follows:

| | 12/31/2014 | Realization/ reversal | Increase | 12/31/2015 |
|--|--------------|--------------------------|--------------|--------------|
| Deferred tax assets | | | | |
| Tax losses and social contribution losses carried forward | 369 | (49) | 183 | 503 |
| Allowance for loan losses | 6 | - | 2 | 8 |
| Adjustment to market value - securities and derivative financial instruments | 3 | - | - | 3 |
| Goodwill on purchases of investments | 142 | (142) | - | - |
| Provision for contingent liabilities | 189 | (13) | 72 | 248 |
| Other | 35 | (16) | 35 | 54 |
| Total deferred tax assets | 744 | (220) | 292 | 816 |
| Deferred tax liabilities | | | | |
| Revaluation reserve | (54) | 3 | - | (51) |
| Present value of financing | (5) | - | - | (5) |
| Swap results | (44) | - | (85) | (129) |
| Depreciation | (105) | 96 | (1) | (10) |
| Pension plans | (4) | 1 | (2) | (5) |
| Sales of property | (4) | 2 | - | (2) |
| Other liabilities | (31) | 3 | (22) | (50) |
| Adjustments: CPCs / IFRS | (376) | 17 | - | (359) |
| Total deferred tax liabilities | (623) | 122 | (110) | (611) |
| Deferred tax assets, net | 121 | (98) | 182 | 205 |

| | 12/31/2015 | Realization/ reversal | Increase | 09/30/2016 |
|---|--------------|--------------------------|-------------|--------------|
| Deferred tax assets | | | | |
| Tax losses and social contribution loss carried forward | 503 | (95) | 33 | 441 |
| Allowance for loan losses | 8 | - | 3 | 11 |
| Adjustments to market value - securities and derivative financial instruments | 3 | - | 1 | 4 |
| Provision for contingent liabilities | 248 | (6) | 66 | 308 |
| Provision for interest on capital | - | - | 202 | 202 |
| Other | 54 | (18) | 7 | 43 |
| Total deferred tax assets | 816 | (119) | 312 | 1,009 |
| Deferred tax liabilities | | | | |
| Revaluation reserve | (51) | 2 | - | (49) |
| Present value of financing | (5) | - | - | (5) |
| Swap results | (129) | 96 | - | (33) |
| Depreciation | (10) | - | (2) | (12) |
| Pension plans | (5) | - | - | (5) |
| Sales of property | (2) | - | (5) | (7) |
| Other liabilities | (50) | 11 | (3) | (42) |
| Adjustments: CPCs / IFRS | (359) | 7 | - | (352) |
| Total deferred tax liabilities | (611) | 116 | (10) | (505) |
| Deferred tax assets, net | 205 | (3) | 302 | 504 |

II - The estimated realization and the present value of the deferred income tax and social contribution, in accordance with the expected generation of future taxable income, based on the history of profitability and technical feasibility studies were as follows:

| | 09/30/2016 | 12/31/2015 |
|--|--------------|--------------|
| Deferred tax assets | 1,009 | 816 |
| Deferred tax assets to be recovered within 12 months | 251 | 55 |
| Deferred tax assets to be recovered after 12 months | 758 | 761 |
| Deferred tax liabilities | (505) | (611) |
| Deferred tax liabilities to be recovered after 12 months | (505) | (611) |
| Deferred tax assets, net | 504 | 205 |

NOTE 13 – LOANS AND FINANCING

| Type ⁽¹⁾ | Charges | Guarantees | 09/30/2016 | | 12/31/2015 | |
|-----------------------------------|--|---|--------------|--------------|------------|--------------|
| | | | Current | Non Current | Current | Non Current |
| Duratex | | | | | | |
| BNDES | TJLP + 2.2 % p.a. | Surety - Itaúsa | 20 | 1 | 64 | 5 |
| BNDES | TJLP + 2.7 % p.a. | Guarantee - Cia Ligna de Investimentos | - | 1 | - | 1 |
| BNDES | TJLP + 2.8 % p.a. | Surety - 70% Itaúsa and 30% natural person | 62 | 102 | 64 | 146 |
| BNDES | 4.6 % p.a. | Surety - 70% Itaúsa and 30% natural person | 5 | 3 | 5 | 7 |
| BNDES | SELIC + 2.16 % p.a. | Surety - 70% Itaúsa and 30% natural person | 1 | 1 | 1 | 2 |
| FINAME | TJLP + 2.3 % p.a./ Fixed 6 % p.a. | Chattel Mortgage and Promissory Notes | 10 | 38 | 8 | 43 |
| FINAME | 6.0 % p.a. | Chattel Mortgage and Guarantee | 1 | 6 | - | 6 |
| FUNDIEST | 30 % IGP-M per month | Guarantee - Cia Ligna de Investimentos | 27 | 81 | 20 | 97 |
| FUNDOPEM | IPCA + 3 % p.a. | Surety - 70% Itaúsa and 30% natural person | 3 | 49 | 2 | 36 |
| PROINVEST / PRO FLORESTA | IGP-M + 4 % p.a./IPCA + 6 % p.a. | Guarantee - Cia Ligna and Mortgage of Asset | 1 | - | 4 | 1 |
| EXPORT CREDIT with swap | 8.0 % p.a. | - | 39 | 20 | 1 | 56 |
| EXPORT CREDIT | 104.8 % to 107,5 % of CDI | - | 3 | 679 | 14 | 645 |
| DISCOUNT NPR | 9.5 % p.a. | - | 11 | - | 20 | - |
| EXIM TJLP | TJLP + 3.3 % p.a. | Promissory Note | 1 | 115 | - | - |
| EXIM SELIC | Selic + 3.6 % p.a. | Promissory Note | - | 49 | - | - |
| Total local currency | | | 184 | 1,145 | 203 | 1,045 |
| BNDES | Basket of currencies + 2.2 % p.a. | Surety - Itaúsa | 4 | - | 14 | 1 |
| BNDES | US\$ + LIBOR + 1.6 % p.a. | Surety - Itaúsa | 1 | - | 2 | 1 |
| BNDES | US\$ + LIBOR + 2.1 % p.a. | Surety - 70% Itaúsa and 30% natural person | - | - | 1 | - |
| ACC | US\$ + 3.8 % p.a. | Promissory Note | 72 | - | - | - |
| RESOLUTION 4131 with Swap | US\$ + Libor + 1.35 % to 1.50 % p.a. | Promissory Note | 1 | 180 | 110 | 180 |
| RESOLUTION 4131 with Swap | US\$ + 1.5 % to 3.66 % p.a. | Promissory Note | 208 | 512 | 6 | 723 |
| Total foreign currency | | | 286 | 692 | 133 | 905 |
| Total Duratex | | | 470 | 1,837 | 336 | 1,950 |
| Duratex Subsidiaries | | | | | | |
| BNDES | 3.5 % to 5.5 % p.a. | Surety - 70% Itaúsa and 30% natural person | 1 | 26 | 1 | 27 |
| BNDES | TJLP + 2.8 % p.a. | Surety - 70% Itaúsa and 30% natural person | 3 | 52 | 3 | 53 |
| FINAME | Fixed 5.6 % to 9 % p.a. | Chattel Mortgage and Surety Duratex S.A. | 2 | 6 | 1 | 3 |
| EXPORT CREDIT NOTE | 104.9 % of CDI | Surety - Duratex S.A. | 2 | 142 | 7 | 141 |
| RURAL CREDIT NOTE with swap | 11.5 % p.a. | Surety - Duratex S.A. | 139 | - | 127 | - |
| RURAL CREDIT NOTE | 12.75 % p.a. | - | 13 | - | - | - |
| CRA (2) | 98 % of CDI | Guarantee - Duratex S.A. | 663 | - | - | - |
| Total local currency | | | 823 | 226 | 139 | 224 |
| SANTADER Bank-HERMES with swap | 4.59 % p.a. | Insurance (95%) | 2 | - | 3 | 5 |
| CII | LIBOR + 3.95 % p.a. | Pledge and Mortgage of Equipment | 3 | 2 | 2 | 5 |
| DEG/CII | 5.4 % p.a. | Pledge and Mortgage of Equipment | 10 | 7 | 10 | 11 |
| LEASING | DTF + 2.0 % p.a. | Promissory Note | - | 1 | - | 2 |
| Total foreign currency | | | 15 | 10 | 15 | 23 |
| Total Duratex subsidiaries | | | 838 | 236 | 154 | 247 |
| Elekeiroz | | | | | | |
| BNDES | TJLP + 1.72 % to 4.32 % p.a. | Surety - Itaúsa | 18 | 34 | 23 | 46 |
| BNDES | IPCA + 1.96 % to 2.26 % p.a. | Surety - Itaúsa | 3 | 9 | - | 6 |
| BNDES | 3.0 % to 6.0 % p.a. | Surety - Itaúsa | 1 | 2 | 2 | 3 |
| FINEP | 3.5% p.a. | Surety - Itaúsa | 2 | 7 | 2 | 10 |
| CREDIT ASSIGNMENT | 17.33 % p.a. | - | 1 | - | 23 | - |
| NCE SAFRA | CDI + 2.67 % to 3.29 % p.a. | - | 11 | 52 | 25 | - |
| NCE BRASIL | CDI + 1.32 % p.a. | - | 4 | - | 15 | - |
| VENDOR | - | - | - | - | 2 | - |
| BNB | 11.18 % p.a. | Surety - Itaúsa | - | 28 | - | - |
| Total local currency | | | 40 | 132 | 92 | 65 |
| BNDES | Exchange variation + 2.03 % to 2.16 % p.a. | Surety - Itaúsa | 4 | 7 | 7 | 12 |
| NCE - ABC | Exchange variation + 5.6 % p.a. | - | 7 | 13 | - | - |
| PREPAYMENT EXPORT with swap | CDI + 5.22 % p.a. | - | 4 | - | 20 | - |
| Total foreign currency | | | 15 | 20 | 27 | 12 |
| Total Elekeiroz | | | 55 | 152 | 119 | 77 |
| Itautec | | | | | | |
| BNDES | TJLP + 1.1 % p.a. | Banking Guarantee | - | - | 1 | - |
| BNDES | TJLP + 3.1 % p.a. | Banking Guarantee | - | - | 1 | - |
| BNDES | 5.6 % p.a. | Banking Guarantee | - | - | 1 | - |
| FINEP | 4.0 % p.a. | Surety - Itaúsa | 15 | 7 | 15 | 19 |
| BB 4131 | 105.6 % of CDI | - | - | - | 11 | - |
| ALFA CG | 114.8 % of CDI | - | 10 | - | 30 | - |
| Total local currency | | | 25 | 7 | 59 | 19 |
| Total Itautec | | | 25 | 7 | 59 | 19 |
| Total Itaúsa Consolidated | | | 1,388 | 2,232 | 668 | 2,293 |

(1) Certain loans and financing (identified in the table above as "with Swap") were designated at fair value through profit or loss.

(2) See Note 30 - Subsequent Event

| Maturities | 09/30/2016 | 12/31/2015 |
|--------------|--------------|--------------|
| 2017 | 167 | 552 |
| 2018 | 671 | 483 |
| 2019 | 828 | 732 |
| 2020 | 451 | 423 |
| 2021 | 83 | 79 |
| 2022 | 13 | 10 |
| 2023 | 9 | 7 |
| Other | 10 | 7 |
| Total | 2,232 | 2,293 |

NOTE 14 – DEBENTURES

On September 26, 2016, Duratex paid the amount of R\$ 145 to these Debenture Holders, as the early maturity of these instruments had been declared at the Debenture Holders' General Meeting, held on September 23, 2016, and communicated by a Notice to Debenture Holders on that same day.

NOTE 15 – CONTINGENT ASSETS AND LIABILITIES

ITAÚSA and its subsidiaries record provision for tax, labor and civil contingencies in the ordinary course of business.

The respective provision is recognized based on the probability of loss as assessed by the legal advisors of the group.

Relying on the opinion of legal advisors, Management believes that the provision for contingencies recognized is sufficient to cover any loss that may possibly be incurred in any legal action or administrative proceedings.

a) Contingent assets

ITAÚSA and its subsidiaries are discussing in court the refund of taxes e contributions, and they are also a part in civil proceedings in which they have rights receivable or expected rights.

The table below shows the main lawsuits in which, based on the opinion of the legal advisors, a favorable outcome to the company is considered probable, and the amounts related to these lawsuits that are not recognized in the financial statements.

| | 09/30/2016 | 12/31/2015 |
|--|------------|------------|
| Tax lawsuits | | |
| IPI bonus credit from 1960 to 1985 | 133 | 135 |
| Monetary adjustment of credits from Eletrobrás | 14 | 13 |
| Recovery of ILL paid with dividends distributed between 1989 and 1992 | 13 | 14 |
| INSS - SAT, change in rural rate, transportation voucher and health insurance | 45 | 33 |
| Integration program tax on revenue ("PIS") and social security funding tax on revenue ("COFINS") | 4 | 4 |
| Offsetting of PIS Decree-Laws 2445 and 2449, of 1988 | 13 | 18 |
| Other | 16 | 9 |
| Civil lawsuits | | |
| Collection/execution of out-of-court instruments | 14 | 13 |
| Other | 3 | 3 |
| Total | 255 | 242 |

b) Provision

Tax: Provisions is equivalent to the principal amounts of taxes involved in tax, administrative or judicial proceedings, subject to tax assessment notices, plus interest and, when applicable, fines and charges. The amount is accrued when it involves a legal liability, regardless of the likelihood of loss – that is, whether an outcome favorable to the institution is dependent upon the recognition of the unconstitutionality of the applicable law in force. In other cases, the provision is recognized whenever the likelihood of loss is probable.

Labor: Relates to claims in relation to alleged labor rights deriving from overtime, occupational disease, salary equivalence, and involving subsidiary liability.

Civil: Civil lawsuits mainly refer to pain and suffering and property damage.

Following the movement of provision and balances of the judicial deposits:

| | Tax | Labor | Civil | Total |
|--|------------|--------------|--------------|--------------|
| Balance at 12/31/2014 | 484 | 76 | 19 | 579 |
| Monetary adjustment | 56 | 18 | 2 | 76 |
| Increase | 148 | 37 | 1 | 186 |
| Reversal | (18) | (25) | (4) | (47) |
| Payments | (6) | (25) | (1) | (32) |
| Acquisition DuchaCorona | - | 6 | 3 | 9 |
| Balance at 12/31/2015 | 664 | 87 | 20 | 771 |
| Escrow deposits | (14) | (14) | - | (28) |
| Balance at 12/31/2015 after the offset of escrow deposits | 650 | 73 | 20 | 743 |
| | Tax | Labor | Civil | Total |
| Balance at 12/31/2015 | 664 | 87 | 20 | 771 |
| Monetary adjustment | 61 | 14 | 2 | 77 |
| Increase | 122 | 25 | 2 | 149 |
| Reversal | (14) | (7) | (2) | (23) |
| Payments | - | (24) | (1) | (25) |
| Balance at 09/30/2016 | 833 | 95 | 21 | 949 |
| Escrow deposits | (28) | (15) | - | (43) |
| Balance at 09/30/2016 after the offset of escrow deposits | 805 | 80 | 21 | 906 |

The main discussions related to tax provision are as follows:

- PIS and COFINS – calculation basis – R\$ 736: the right to calculate and pay contributions to PIS and COFINS without including the amounts received as interest on capital in the calculation is under discussion.

c) Contingent liabilities

ITAÚSA and its subsidiaries are involved in tax, civil and labor lawsuits, which, in the opinion of their legal advisors, present possible losses and for which provision is recognized.

At September 30, 2016, these lawsuits totaled R\$ 897 for tax lawsuits, R\$ 41 for labor claims and R\$ 7 for civil lawsuits.

The main disputes in tax lawsuits that have a probability of possible loss are related to the following topics:

- Income tax withheld at source, income tax, social contribution, PIS and COFINS – request for offset denied – R\$ 397: cases in which the liquidity and certainty of offsetting credits are being discussed;
- Taxation of revaluation reserve – R\$ 259: discussion related to taxation of revaluation reserve in corporate spin-off operations carried out in the period from 2006–2009;
- PIS and COFINS – disallowance of credits – R\$ 87: the restriction regarding the right to credits in connection with certain inputs related to these contributions is being disputed;
- Levying of tax on circulation of goods and services (ICMS) credits – R\$ 23: discussion regarding the levying, recognition and use of ICMS credits
- Differences in accessory obligations – R\$ 18: there is a discussion regarding possible differences within the information included in the accessory obligations;
- Income tax and social contribution – profit made available abroad – R\$ 13: discussion of the calculation basis for the levying of these taxes on profits earned abroad.

NOTE 16 – ITAÚSA STOCKHOLDERS' EQUITY**a) Capital**

At the Annual and Extraordinary Stockholders' Meeting held on April 29, 2016, the following proposals submitted by the Board of Directors were approved:

- cancellation of 4,155,240 book-entry shares of own issue in treasury, of which 2,155,240 are common shares and 2,000,000 are preferred shares, with no capital reduction, through the absorption of R\$ 33 from Statutory Reserves.
- Capital increase by R\$ 4,080, through capitalization of amounts recorded in Revenue Reserves, of which R\$ 580 from Legal Reserve, R\$ 285 from Reserve for dividends equalization, R\$ 1,724 from Reserve for working capital increase, and R\$ 1,491 from increase in capital of investees;
- Issue of 675,464,328 new book-entry shares, with no par value, of which 259,539,186 are common and 415,925,142 are preferred shares, assigned to stockholders free of charge as bonus shares, in the proportion of one (1) new share for each ten (10) shares of the same type held at the end of April 29, 2016;
- Increase in the authorized capital limit in the same proportion to the bonus shares provided for in the aforementioned item, to 12,000,000,000 from 9,075,000,000 book-entry shares, with no par value, of which up to 4,000,000,000 are common and up to 8,000,000,000 are preferred shares.

After these events, the Company's capital was increased to R\$ 36,405, represented by 7,430,107,624 book-entry shares, with no par value, of which 2,854,931,054 are common and 4,575,176,570 are preferred shares without voting rights, but with the following advantages:

- Priority receipt of a non-cumulative annual minimum dividend of R\$ 0.01 per share;
- The right, during a possible disposal of control, to be included in the public offering of shares, so as to be entitled to a price equal to 80% of the amount paid for a share with voting rights, which is part of the controlling stake, and dividends equal to those of the common shares.

The table below shows the breakdown of and changes in shares of paid-in capital and the reconciliation of the balances at September 30, 2016 and December 31, 2015:

| | Number | | | Amount |
|--|----------------------|----------------------|----------------------|---------------|
| | Common | Preferred | Total | |
| Shares outstanding at 12/31/2014 | 2,344,705,507 | 3,755,390,279 | 6,100,095,786 | 27,025 |
| Changes in shares of paid-in capital from 01/01 to 12/31/2015 | 245,123,401 | 403,541,149 | 648,664,550 | 5,300 |
| Capital increase based on capitalization of revenue reserves | - | - | - | 5,000 |
| Cancellation of treasury stock | (8,227,800) | (2,320,000) | (10,547,800) | - |
| 10% bonus shares | 236,140,646 | 378,295,584 | 614,436,230 | - |
| Subscription of shares | 17,210,555 | 27,565,565 | 44,776,120 | 300 |
| Shares of capital stock at 12/31/2015 | 2,597,547,108 | 4,161,251,428 | 6,758,798,536 | 32,325 |
| Residents in Brazil | 2,596,527,796 | 2,755,241,873 | 5,351,769,669 | 25,596 |
| Residents abroad | 1,019,312 | 1,406,009,555 | 1,407,028,867 | 6,729 |
| Treasury shares at 12/31/2015 (*) | (2,155,240) | (2,000,000) | (4,155,240) | - |
| Treasury shares at 12/31/2014 | (7,718,200) | (2,320,000) | (10,038,200) | - |
| Shares purchased | (2,635,200) | (2,000,000) | (4,635,200) | - |
| 10% bonus shares | (29,640) | - | (29,640) | - |
| Cancellation of treasury stock | 8,227,800 | 2,320,000 | 10,547,800 | - |
| Shares outstanding at 12/31/2015 | 2,595,391,868 | 4,159,251,428 | 6,754,643,296 | 32,325 |
| Changes in shares of paid-in capital from 01/01 to 09/30/2016 | 257,383,946 | 413,925,142 | 671,309,088 | 4,080 |
| Capital increase based on capitalization of revenue reserves | - | - | - | 4,080 |
| Cancellation of treasury stock | (2,155,240) | (2,000,000) | (4,155,240) | - |
| 10% bonus shares | 259,539,186 | 415,925,142 | 675,464,328 | - |
| Shares of capital stock at 09/30/2016 | 2,854,931,054 | 4,575,176,570 | 7,430,107,624 | 36,405 |
| Residents in Brazil | 2,854,097,354 | 2,829,061,502 | 5,683,158,856 | 27,846 |
| Residents abroad | 833,700 | 1,746,115,068 | 1,746,948,768 | 8,559 |
| Treasury shares at 09/30/2016 (*) | (26,819,000) | - | (26,819,000) | - |
| Treasury shares at 12/31/2015 | (2,155,240) | (2,000,000) | (4,155,240) | - |
| Shares purchased | (26,819,000) | - | (26,819,000) | - |
| Cancellation of treasury stock | 2,155,240 | 2,000,000 | 4,155,240 | - |
| Shares outstanding at 09/30/2016 | 2,828,112,054 | 4,575,176,570 | 7,403,288,624 | 36,405 |

(*) Own shares, purchased based on authorization of the Board of Directors, to be held in Treasury for subsequent cancellation or replacement in the market, at the average unit cost of R\$ 7.61 (R\$ 8.53 at December 31, 2015) for common shares and R\$ 7.38 at December 31, 2015 for preferred shares.

b) Dividends

Stockholders are entitled to a mandatory minimum dividend of not less than 25% of the adjusted net income pursuant to the provisions of the Brazilian Corporate Law. Both common and preferred shares participate equally in the dividend, after the common shares have received dividends equal to the minimum priority dividend of R\$ 0.01 per share to be paid on preferred shares. The minimum dividend may be paid in four or more installments, at least quarterly or at shorter intervals.

The calculation of the quarterly advance of the mandatory minimum dividend is based on the share position on the last day of the prior month, with payment being made on the first business day of the subsequent month, amounting to R\$ 0.015 per share.

I. Calculation

| | | |
|-----------------------------------|--------------|---------------|
| Net income | 6,313 | |
| (-) Legal reserve | (316) | |
| Dividend calculation basis | 5,997 | |
| Mandatory minimum dividend | 1,499 | 25.00% |

II. Provision for interest on capital and dividends

| | Gross | WTS | Net |
|---|--------------|--------------|--------------|
| Paid | 696 | (88) | 608 |
| Dividends | 111 | - | 111 |
| One quarterly installment of R\$ 0.015 per share paid on 07/01/2016 | 111 | - | 111 |
| Interest on capital | 585 | (88) | 497 |
| One installment of R\$ 0.0790 per share paid on 08/25/2016 | 585 | (88) | 497 |
| Provided for | 1,010 | (119) | 891 |
| Dividends | 222 | - | 222 |
| One quarterly installment of R\$ 0.015 per share to be paid on 10/03/2016 | 111 | - | 111 |
| One quarterly installment of R\$ 0.015 per share to be paid on 01/02/2017 | 111 | - | 111 |
| Interest on capital | 788 | (119) | 669 |
| One installment R\$ 0.1063 per share to be declared | 788 | (119) | 669 |
| Total at 09/30/2016 - R\$ 0.2025 net per share | 1,706 | (207) | 1,499 |
| Total at 09/30/2015 - R\$ 0.2277 net per share ⁽¹⁾ | 1,903 | (211) | 1,692 |

(1) For comparative purposes, we considered bonuses.

c) Appropriated reserves

• Legal reserve

The legal reserve is recognized at 5% of the net income for each year, pursuant to Article 193 of Law No. 6,404/76, amended by Law No.11,638/07 and Law No.11,941/09, up to the limit of 20% of capital.

• Statutory reserves

These reserves are recognized with the aim of:

- Dividend equalization with the purpose of guaranteeing funds for the payment of dividends, including interest on capital or advances thereon, to maintain the flow of the stockholders' compensation;
- Increasing working capital, guaranteeing funds for the company's operations; and
- Increasing the capital of investees, to guarantee the preemptive rights of subscription to the capital increases of investees.

| | 09/30/2016 | 12/31/2015 |
|---|---------------|---------------|
| Revenue reserves | 12,219 | 12,654 |
| Legal | 859 | 1,123 |
| Statutory | 11,360 | 11,531 |
| Dividend equalization | 6,940 | 5,291 |
| Working capital increases | 1,871 | 2,770 |
| Increases in the capital of investees | 2,549 | 2,752 |
| Proposal for distribution of additional dividends | - | 718 |
| Other reserves | 666 | 687 |
| Total reserves at parent company | 12,885 | 13,341 |

| Details of reserves | Revenue reserves | | Other reserves | Total reserves |
|---|------------------|--------------------|----------------|----------------|
| | Legal reserve | Statutory reserves | | |
| Balance at 12/31/2015 | 1,123 | 11,531 | 687 | 13,341 |
| Recognition of reserves | 316 | 4,291 | - | 4,607 |
| Cancellation of treasury stock | - | (33) | - | (33) |
| Increase in capital based on reserves | (580) | (3,500) | - | (4,080) |
| Dividend amount in addition to the minimum mandatory dividend for prior years | - | (718) | - | (718) |
| Transactions with subsidiaries and jointly controlled companies | - | (211) | (21) | (232) |
| Balance at 09/30/2016 | 859 | 11,360 | 666 | 12,885 |

d) Unappropriated reserves

This refers to the balance of profit remaining after the distribution of dividends and appropriations to the legal reserve. This reserve is recognized after a resolution of the Board of Directors, at the Annual Stockholders' Meeting, in the year subsequent to that for which the financial statements are issued.

NOTE 17 – SHARE-BASED PAYMENTS**Stock option plan of subsidiaries****a) Duratex S.A.**

As set forth in the bylaws, Duratex S.A. has a stock option plan, the purpose of which is to integrate its executives into the company's development process in the medium and long term, providing them with the option of benefiting from the value that their work and dedication add to Duratex's capital stock.

The options will entitle their holders to subscribe to the common shares of Duratex, subject to the conditions established in the plan.

The rules and operating procedures related to the plan will be proposed by the Personnel Committee, appointed by the company's Board of Directors. This committee will periodically submit proposals regarding the application of the plan to the approval of the Board of Directors.

Options may only be granted in years in which there are sufficient profits to distribute mandatory dividends to stockholders. The total number of options to be granted during each year will not exceed the limit of 0.5% of the total shares held by Duratex that the controlling and non-controlling interest holders own on the date of that year-end balance sheet.

The exercise price to be paid to Duratex is established by the Personnel Committee at the option granting date. The exercise price will be calculated by the Personnel Committee based on the average prices of Duratex's common shares at the BM&FBOVSPA trading sessions, over a period of at least five and at most 90 trading sessions prior to the option issue date; at the discretion of that committee, which will also decide on the positive or negative adjustment of up to 30%. The established prices will be adjusted up to the month prior to the exercise of the option at the IGP-M or, in its absence, using an index established by the Personnel Committee.

| Assumptions | 2006 | 2007 | 2008 | 2009 | 2010 | 2011 | 2012 | 2013 | 2014 | 2016 |
|----------------------------------|-----------|-----------|-----------|-----------|-----------|-----------|-----------|-----------|------------|-----------|
| Total stock options granted | 2,659,180 | 2,787,050 | 2,678,901 | 2,517,951 | 1,333,914 | 1,875,322 | 1,315,360 | 1,561,061 | 1,966,869 | 1,437,919 |
| Exercise price at the grant date | 11.16 | 11.82 | 15.34 | 9.86 | 16.33 | 13.02 | 10.21 | 14.45 | 11.44 | 5.74 |
| Fair value at the grant date | 9.79 | 8.88 | 7.26 | 3.98 | 7.04 | 5.11 | 5.69 | 6.54 | 4.48 | 4.00 |
| Exercise deadline | 10 years | 10 years | 10 years | 8 years | 8 years | 8,5 years | 8,8 years | 8,9 years | 8,1 years | 8,9 years |
| Vesting period | 1,5 years | 1,5 years | 1,5 years | 3 years | 3 years | 3,5 years | 3,8 years | 3,9 years | 3,10 years | 3,9 years |

To determine this value, the following economic assumptions were adopted:

| | 2006 | 2007 | 2008 | 2009 | 2010 | 2011 | 2012 | 2013 | 2014 | 2016 |
|--------------------------------------|--------|--------|--------|--------|--------|--------|--------|--------|--------|--------|
| Volatility of share price | 34.80% | 36.60% | 36.60% | 46.20% | 38.50% | 32.81% | 37.91% | 34.13% | 28.41% | 39.82% |
| Dividend yield | 2.00% | 2.00% | 2.00% | 2.00% | 2.00% | 2.00% | 2.00% | 2.00% | 2.00% | 2.00% |
| Risk-free return rate ⁽¹⁾ | 8.90% | 7.60% | 7.20% | 6.20% | 7.10% | 5.59% | 4.38% | 3.58% | 6.39% | 6.95% |
| Effective exercise rate | 96.63% | 96.63% | 96.63% | 96.63% | 96.63% | 96.63% | 96.63% | 96.63% | 96.63% | 96.63% |

(1) IGP-M coupon

The Company carries out the settlement of this benefit by delivering its own shares held in treasury up to the date of effective exercise of the options by the executives.

In 2015 there was not the Company's stock option grant.

| Granting date | Granted number | Maturity date | Exercise deadline | Granting price | To be exercised | | Option price | Total amount | Periods | | | Other periods |
|-------------------------------|-------------------|--------------------------|-------------------|----------------|-------------------|-------------------|--------------|---------------|---------------|---------------|---------------|---------------|
| | | | | | Dec/15 | Sep/16 | | | 2007 to 2014 | 2015 | 2016 | |
| 02/08/2006 | 2,659,180 | 06/30/2007 to 12/31/2016 | 12/31/2016 | 11.16 | 59,113 | 31,402 | 9.79 | 1 | 1 | - | - | - |
| 01/31/2007 | 2,787,034 | 06/30/2008 to 12/31/2017 | 12/31/2017 | 11.82 | 1,469,581 | 1,294,078 | 8.88 | 25 | 25 | - | - | - |
| 02/13/2008 | 2,678,887 | 06/30/2009 to 12/31/2018 | 12/31/2018 | 15.34 | 1,543,474 | 1,367,971 | 7.26 | 19 | 19 | - | - | - |
| 06/30/2009 | 2,517,937 | 06/30/2012 to 12/31/2017 | 12/31/2017 | 9.86 | 867,236 | 839,525 | 3.98 | 9 | 9 | - | - | - |
| 04/14/2010 | 1,333,914 | 12/31/2013 to 12/31/2018 | 12/31/2018 | 16.33 | 1,471,579 | 814,165 | 7.04 | 9 | 9 | - | - | - |
| 06/29/2011 | 1,875,322 | 12/31/2014 to 12/31/2019 | 12/31/2019 | 13.02 | 2,014,061 | 1,549,288 | 5.11 | 9 | 9 | - | - | - |
| 04/09/2012 | 1,290,994 | 12/31/2015 to 12/31/2020 | 12/31/2020 | 10.21 | 1,010,991 | 791,889 | 5.69 | 6 | 5 | 1 | - | - |
| 04/17/2013 | 1,561,061 | 12/31/2016 to 12/31/2021 | 12/31/2021 | 14.45 | 1,648,699 | 1,229,733 | 6.54 | 9 | 5 | 3 | 1 | 1 |
| 02/11/2014 | 1,966,869 | 12/31/2017 to 12/31/2022 | 12/31/2022 | 11.44 | 2,154,616 | 2,144,813 | 4.48 | 9 | 2 | 2 | 2 | 3 |
| 03/09/2016 | 1,002,550 | 12/31/2019 to 12/31/2024 | 12/31/2024 | 5.74 | - | 1,002,550 | 4.00 | 8 | - | - | 1 | 7 |
| Sum | 19,673,748 | | | | 12,239,350 | 11,065,414 | | 104 | 84 | 6 | 4 | 11 |
| Exercise effectiveness | | | | | | | | 96.63% | 96.63% | 96.63% | 96.63% | 96.63% |
| Computed value | | | | | | | | 101 | 81 (1) | 6 (2) | 4 (3) | 11 (4) |

(1) Amount charged to income from 2007 to 2014.

(2) Amount charged to income in 2015.

(3) Amount recorded against income in the nine months 2016.

(4) Value charged to income in other periods.

At September 30, 2016, Duratex S.A. had 2,485,759 treasury shares, which might be used in a possible option exercise.

b) Itautec S.A.

The company had a stock option plan up to 2006, the purpose of which was to integrate its executives into the company's development process in the medium and long term, by providing them with the option of benefiting from the value that their work and dedication added to the company's shares.

This plan was managed by a committee and the options granted were approved by the Board of Directors. At present, it is subject to study and review by the Board of Directors. The participants of the plan were chosen at the sole discretion of the committee, from among the company's executives.

The price established for the granting of stock options was based on the average quotation of the company's shares in BM&FBOVESPA trading sessions, comprising a period of at least one month and at most 12 months prior to the option issue date.

At the discretion of the committee, a positive or negative adjustment of up to 50% of the average price was made. The assumptions used in the fair value of options, based on the binominal model, were as follow:

Assumptions

| Grant date | 2006 Plan |
|---|------------|
| Number of shares granted (i) (ii) | 173,333 |
| Price of share as at the grant date (in reais - R\$) (ii) | 45.60 |
| Exercise price (in reais - R\$) (ii) | 36.45 |
| Fair value of the option (in reais - R\$) (ii) | 32.88 |
| Vesting period | 06/30/2007 |
| Exercise deadline | 12/31/2016 |
| Volatility | 65% |
| Dividends (dividend yield) | 2.7% |
| Risk-free return rate | 13.7% |

(i) *Deducting cancellations;*

(ii) *Considering the reverse split, at the rate of 15 shares for one, carried out in October 2006.*

Volatility comprises the period of the last three years up to the grant date of each plan.

No stock option has been exercised so far and there has been no variation in the number of shares of the plans described above in the period presented.

On September 30, 2016, the market price of the shares was R\$ 15.13 (R\$ 15.00 at December 31, 2015) per share.

c) Elekeiroz S.A.

Stock option plan

With the purpose of integrating the managers and employees into the company's development process in the medium and long term, the Extraordinary Stockholders' Meeting held on July 31, 2003 resolved to adopt a stock option plan, providing to directors the option of benefiting from the value that their work and dedication may add to the company's capital. Up to the closing of these financial statements. No grants have been made under this plan that would produce effects that would have to be recognised in the accounting records.

NOTE 18 – SALES OF PRODUCTS AND SERVICES

| | 07/01 to 09/30/2016 | 01/01 to 09/30/2016 | 07/01 to 09/30/2015 | 01/01 to 09/30/2015 |
|--|------------------------|------------------------|------------------------|------------------------|
| Gross revenue from sales of products and services | 1,457 | 4,356 | 1,647 | 4,678 |
| Domestic market | 1,262 | 3,706 | 1,440 | 4,134 |
| Foreign market | 195 | 650 | 207 | 544 |
| Taxes and contributions on sales | (295) | (884) | (340) | (981) |
| Net revenue from sales of products and services | 1,162 | 3,472 | 1,307 | 3,697 |

NOTE 19 – EXPENSES, BY NATURE

| | 07/01 to 09/30/2016 | 01/01 to 09/30/2016 | 07/01 to 09/30/2015 | 01/01 to 09/30/2015 |
|--|------------------------|------------------------|------------------------|------------------------|
| Variation in fair value of biological assets | 39 | 115 | 26 | 103 |
| Variations in the inventories of finished products and work in process | 132 | 307 | 135 | 385 |
| Raw materials and consumption materials | (690) | (2,048) | (837) | (2,225) |
| Remuneration, charges and benefits to employees | (237) | (705) | (177) | (623) |
| Depreciation, amortization and depletion | (129) | (413) | (149) | (456) |
| Transport expenses | (81) | (239) | (77) | (223) |
| Advertising expenses | (40) | (107) | (39) | (110) |
| Other expenses | (118) | (308) | (114) | (339) |
| Total | (1,124) | (3,398) | (1,232) | (3,488) |

The expenses by nature described above represent the following captions of the statement of income:

| | 07/01 to 09/30/2016 | 01/01 to 09/30/2016 | 07/01 to 09/30/2015 | 01/01 to 09/30/2015 |
|-------------------------------------|------------------------|------------------------|------------------------|------------------------|
| Cost of products and services | (884) | (2,703) | (983) | (2,799) |
| Sales expenses | (157) | (466) | (170) | (477) |
| General and administrative expenses | (83) | (229) | (79) | (212) |
| Total | (1,124) | (3,398) | (1,232) | (3,488) |

NOTE 20 – OTHER (LOSSES)/GAINS, NET

| | 07/01 to 09/30/2016 | 01/01 to 09/30/2016 | 07/01 to 09/30/2015 | 01/01 to 09/30/2015 |
|---|------------------------|------------------------|------------------------|------------------------|
| Provision for contingencies - reversal | 5 | (12) | 5 | 8 |
| Write-off of surplus of pension plan | 15 | 11 | (4) | (4) |
| Amortization of intangible assets | (7) | (23) | (12) | (25) |
| Options granted and recognized | 1 | (4) | 2 | (6) |
| Losses on sales of other investments and fixed assets | 35 | 45 | 28 | 42 |
| PIS and COFINS credits on acquisitions of raw materials | 4 | 11 | 7 | 19 |
| Rental revenue | 3 | 8 | 5 | 8 |
| Gain from a bargain purchase (*) | 1 | 5 | - | - |
| Other | (3) | (10) | - | - |
| Total | 54 | 31 | 31 | 42 |

(*) Refers to gain from a bargain purchase on acquisition, by Elekeiroz S.A., of 50% of the company Nexoleum Bioderivados S.A., in May 2016

NOTE 21 – FINANCIAL RESULT

| | 07/01 to 09/30/2016 | 01/01 to 09/30/2016 | 07/01 to 09/30/2015 | 01/01 to 09/30/2015 |
|---------------------------------------|------------------------|------------------------|------------------------|------------------------|
| Financial income | | | | |
| Remuneration on financial investments | 85 | 238 | 76 | 202 |
| Foreign exchange variations | (1) | 1 | 18 | 52 |
| Indexation adjustment | 12 | 39 | 12 | 29 |
| Interest and discount obtained | 3 | 10 | (3) | 28 |
| Other | 3 | 7 | 2 | 6 |
| Total | 102 | 295 | 105 | 317 |
| Financial expenses | | | | |
| Charges on financing | (105) | (26) | (364) | (637) |
| Foreign exchange variations | (3) | (16) | (13) | (51) |
| Indexation adjustment | (22) | (69) | (11) | (44) |
| Derivatives | (10) | (294) | 266 | 364 |
| Bank charges | (3) | (7) | (2) | (6) |
| Other | (7) | (23) | (9) | (26) |
| Total | (150) | (435) | (133) | (401) |
| Total financial result | (48) | (140) | (28) | (84) |

NOTE 22 – EARNING PER SHARE

The basic and diluted earnings per share were computed pursuant to the table below for the years indicated.

The basic earnings per share are computed by dividing the net income attributable to the stockholders of ITAÚSA by the average number of shares for the year, and by excluding the number of shares purchased and held as treasury shares.

Diluted earnings per share are computed in a similar way, but with the adjustment made to the denominator when assuming the conversion of all shares that may dilute earnings.

| | 07/01 to 09/30/2016 | 01/01 to 09/30/2016 | 07/01 to 09/30/2015 | 01/01 to 09/30/2015 |
|---|------------------------|------------------------|------------------------|------------------------|
| Net income attributable to owners of the parent company | | | | |
| Net income | 2,114 | 6,313 | 3,329 | 7,125 |
| Minimum non-cumulative dividend on preferred shares in accordance with bylaws | (46) | (46) | (46) | (46) |
| Subtotal | 2,068 | 6,267 | 3,283 | 7,079 |
| Retained earnings to be distributed to common equity owners in an amount per share equal to the minimum dividend payable to preferred equity owners | (28) | (28) | (29) | (29) |
| Subtotal | 2,040 | 6,239 | 3,254 | 7,050 |
| Retained earnings to be distributed to common and preferred equity owners on a pro-rata basis | | | | |
| To common equity owners | 779 | 2,393 | 1,250 | 2,709 |
| To preferred equity owners | 1,261 | 3,846 | 2,004 | 4,341 |
| Total net income available to common equity owners | 807 | 2,421 | 1,279 | 2,738 |
| Total net income available to preferred equity owners | 1,307 | 3,892 | 2,050 | 4,387 |
| Weighted average number of shares outstanding | | | | |
| Common shares | 2,828,112,054 | 2,845,991,388 | 2,855,694,895 | 2,850,002,264 |
| Preferred shares | 4,575,176,570 | 4,575,176,570 | 4,576,643,237 | 4,566,099,082 |
| Earnings per share – basic and diluted - R\$ | | | | |
| Common shares | 0.29 | 0.85 | 0.45 | 0.96 |
| Preferred shares | 0.29 | 0.85 | 0.45 | 0.96 |

The impact from the dilution of earnings per share is lower than R\$ 0.01.

NOTE 23 – BUSINESS COMBINATION

In May 2010, Bank of America Corporation sold its interest in the capital of Itaú Unibanco Holding. Preferred shares were traded in the market and common shares were purchased by ITAÚSA, which increased its direct and indirect interest in the capital of Itaú Unibanco Holding from 35.46% to 36.57%.

At June 30, 2010, was determined as the date for the application of the acquisition method set forth in CPC 15 / IFRS 3 – “Business Combinations”. The application of the acquisition method involved the recognition and measurement of identifiable assets acquired, liabilities assumed and any non-controlling interest in the acquiree, and the recognition and measurement of goodwill or gains arising from a bargain purchase.

On the purchase date, ITAÚSA recorded goodwill of R\$ 809, include:

- (i) Identifiable assets acquired, liabilities assumed and any non-controlling interest in the acquiree;
- (ii) The consideration for the control of the purchased company; and
- (iii) Goodwill or gains arising from a bargain purchase.

The table below shows the balance of identifiable assets and liabilities and the amount of goodwill computed proportionally to the acquisition of 1.22%:

| | 12/31/2015 | Amortization/ Realization | 09/30/2016 |
|---|-------------|------------------------------|-------------|
| Intangible assets subject to amortization | | | |
| Customer relationships | 32 | (5) | 27 |
| Exclusive access to retail customers and real estate brokers | 55 | (13) | 42 |
| Others | 1 | - | 1 |
| Total intangible assets subject to amortization (I) | 88 | (18) | 70 |
| Intangible assets not subject to amortization | | | |
| Hipercard brand | 2 | - | 2 |
| Itaú brand | 65 | - | 65 |
| Total intangible assets not subject to amortization (II) | 67 | - | 67 |
| Total allocated to intangible assets (III = I + II) | 155 | (18) | 137 |
| Deferred tax liability (IV) | (62) | 7 | (55) |
| Total goodwill allocated (V = III + IV) | 93 | (11) | 82 |
| Goodwill | 437 | - | 437 |

Identifiable intangible assets subject to amortization are recorded in income for a period of 2 to 16 years, according to the useful life defined based on the expected future economic benefits generated by the asset.

Intangible assets not subject to amortization and the residual goodwill, which also represents the expected future economic benefits, do not have defined useful lives, and will have their recoverability tested at least annually by Management.

This purchase of shares represented an increase in the interest of ITAÚSA, and most of the identifiable assets and liabilities were recorded in ITAÚSA based on criteria that were similar to those for previously recorded operations, before the increase in interest. Likewise, the same approach was followed for the income, expenses and net income of ITAÚSA.

NOTE 24 – POST-EMPLOYMENT BENEFITS

As prescribed in CPC 33 / IAS 19 - "Employee Benefits", we present the policies adopted by subsidiaries of ITAÚSA in relation to employee benefits, as well as the accounting procedures adopted.

ITAÚSA's subsidiaries in Brazil are part of a group of companies that sponsor Fundação Itaúsa Industrial, a not-for-profit organization the purpose of which is to manage private plans for the concession of bonus plans or supplementary income or benefits similar to those conferred by the official government retirement plan. Fundação Itaúsa manages a defined contribution plan – PAI-CD (the "CD Plan") and a defined benefit plan–BD (the "BD Plan").

Employees hired by the industrial and services area companies have the option of voluntarily participating in the CD Plan, managed by Fundação Itaúsa Industrial.

(a) Defined contribution plan – CD Plan

This plan is offered to all employees of sponsor companies and had 8,953 participants at September 30, 2016 (9,356 at December 31, 2015).

The CD Plan (an individual retirement plan) offers no actuarial risk and the investment risk is borne by the participants.

Pension Program Fund

Contributions made by sponsors that remained in the plan because the participants had opted for redemption or early retirement, formed the Pension Fund which, according to the internal rules of the plan, has been used to offset contributions made by the sponsors.

The amount recorded in the balance sheet under "Other financial assets" (Note 6a) is R\$ 114 (R\$ 119 at December 31, 2015). The amount of R\$ 5 was recognized in the results (R\$ 4 was recorded in result at September 30, 2015).

(b) BD Plan

This plan has as its basic purpose the granting of benefits that, as a lifetime monthly income, are intended to supplement, pursuant to its terms, the income paid by the official government retirement plan. This plan is no longer available, which means that no new participants will be admitted to it.

The plan includes the following benefits: a supplement to the governmental retirement plan, payable based on the time of contribution, special circumstances, age, disability, lifetime monthly income, retirement premium and death bonus.

The allocation of a portion of the Special Reserve of the Defined Benefit Plan, managed by Fundação Itaúsa Industrial, to the sponsors and participants of the plan, was approved by Brazilian Superintendency of Supplementary Retirement Plans (Previc) on July 4, pursuant to Ordinance No. 306, published in the Federal Official Gazette (DOU) of July 5, 2016. In accordance with the request approved, it will be incumbent upon Itaúsa's subsidiaries to return an amount of R\$ 16 (June values).

The aforementioned amount will be received in thirty six (36) monthly and consecutive installments in last business day of each month, starting in July 2016, already restated in accordance with the return on investments of respective Defined Benefit Plan up to the month previous to the credit.

At September 30, 2016, Other Financial Assets (Note 6a) recorded in the balance sheet amounted to R\$ 15, payable in thirty three (33) monthly installments.

Main assumption used

| | 09/30/2016 | 09/30/2015 |
|--------------------------------------|-------------|-------------|
| Discount rate | 12.60% p.a. | 11.66% p.a. |
| Mortality table (1) | AT-2000 | AT-2000 |
| Turnover | Null | Null |
| Future salary growth | 7.38 % p.a. | 7.59 % p.a. |
| Growth of the pension benefit /plans | 5.00 % p.a. | 5.20 % p.a. |
| Inflation | 5.00 % p.a. | 5.20 % p.a. |

(1) The mortality tables adopted correspond to those disclosed by the Society of Actuaries, the North American entity equivalent to the Brazilian Institute of Actuarial Science, which reflects a 10% increase in the probability of survival compared to the respective basic tables; the life expectancies in years according to the AT-2000 mortality table for participants of 55 years of age are 27 and 31 years for men and women, respectively.

NOTE 25 – SEGMENT INFORMATION

In accordance with the standards in force, an operating segment may be understood as a component of an entity:

(a) that engages in business activities from which it may earn revenues and incur expenses (including revenues and expenses relating to transactions with other components of the same entity);

(b) whose operating results are regularly reviewed by the entity's chief operating decision – makers in order to make decisions about resources to be allocated to the segment and assess its performance;

(c) for which discrete financial information is available.

The operating segments of ITAÚSA were defined according to the reports submitted to the Board of Directors for decision-making. Therefore, the segments are divided into the Financial Services Area and the Industrial Area.

ITAÚSA is a holding company and its subsidiaries are: Duratex, Elekeiroz and Itaotec, which operate in the industrial area, and Itaú Unibanco Holding, under ITAÚSA's joint control and operating in the financial area.

The Itaúsa subsidiaries have independence with regard to defining their differentiated and specific standards in the management and segmentation of their respective businesses.

• Financial Services Area

Itaú Unibanco Holding is a banking institution that offers, directly or through its subsidiaries, a broad range of credit and other financial services to a diversified client base of individuals and companies in and outside Brazil.

ITAÚSA exercises joint control over the businesses of Itaú Unibanco Holding; the jointly-controlled entities were accounted for under the equity method and were not consolidated.

The complete financial statements of Itaú Unibanco Holding for the period from January 1, 2016, to September 30, 2016, are available at the following website www.itaunibanco.com.br/ri.

• Industrial Area

In the industrial segment we have a broad range of companies; for this reason, we have separated information by company. A brief description of the products manufactured by each company is as follows:

I) Duratex manufactures bathroom porcelain and metals, and the respective fittings and electronic showers, with the Deca and Hydra brands, which are distinguished by their wide range of products, bold design, and superior quality. Duratex also produces wood panels from pine and eucalyptus, largely used in the manufacture of furniture, mainly fiberboard, chipboard and medium, high and super-density fiberboards, better known as MDF, HDF and SDF, from which laminated flooring (Durafloor) and ceiling and wall coatings are manufactured.

II) Elekeiroz operates in the chemical market and is engaged in the manufacturing and sale of chemical and petrochemical products in general, including third parties' products, and imports and exports. The company's production capacity exceeds 700 thousand tons of chemical products per year in its industrial units, and the products are basically intended for the industrial sector, particularly for the civil construction, clothing, automotive and food industries.

III) Itautec's main business is holding an interest in companies in Brazil and abroad, particularly in companies engaged in the manufacture and sale of commercial and banking automation equipment and the provision of services.

| | January to September | FINANCIAL SERVICES AREA | INDUSTRIAL AREA | | | CONSOLIDATED ITAUSA ⁽²⁾ |
|--|----------------------|-------------------------|------------------------|-----------|---------|------------------------------------|
| | | Itaú Unibanco Holding | Duratex ⁽¹⁾ | Elekeiroz | Itautec | |
| Total assets | 2016 | 1,324,122 | 9,246 | 707 | 139 | 57,890 |
| | 2015 | 1,241,933 | 9,232 | 786 | 216 | 53,663 |
| Operating revenues ⁽³⁾ | 2016 | 155,529 | 2,881 | 585 | 7 | 9,928 |
| | 2015 | 133,325 | 3,008 | 665 | 25 | 10,998 |
| Net income | 2016 | 17,271 | 1 | (40) | (11) | 6,313 |
| | 2015 | 20,720 | 137 | 0 | (24) | 7,215 |
| Stockholders' equity | 2016 | 121,942 | 4,571 | 415 | 60 | 50,894 |
| | 2015 | 109,743 | 4,759 | 466 | 85 | 46,860 |
| Annualized return on average equity (%) ⁽⁴⁾ | 2016 | 20.0% | 0.0% | -12.4% | -23.6% | 17.1% |
| | 2015 | 26.9% | 3.9% | 0.1% | -34.1% | 21.8% |
| Internal fund generation ⁽⁵⁾ | 2016 | 76,603 | 643 | (17) | (12) | 461 |
| | 2015 | 35,127 | 720 | 25 | (26) | 638 |

(1) Net Income, Stockholders' equity and ROE of Duratex correspond to results of Consolidated Financial Statement.

(2) ITAÚSA CONSOLIDATED includes: the consolidation of 100% of the subsidiaries and is net of consolidation elimination and unrealized results of intercompany transactions and the amounts for Itaú Unibanco Holding that were not consolidated and are now being accounted for under the equity method.

(3) Operating revenue by area of operations was obtained as follows:

- Itaú Unibanco Holding: interest and similar income, dividend income, net gain (loss) from investment securities and derivatives, banking service fees, income from insurance, private pension and capitalization operations before claim and selling expenses and other income.
- Duratex, Itautec and Elekeiroz: sales of products and services.
- ITAÚSA CONSOLIDATED: sales of products and services and the share income of associates and joint ventures.

(4) Represents the ratio of net income for the year and the average equity (Dec 15 + Mar + Jun + Sep) / 4).

(5) Refers to funds arising from operations as reported in the statement of cash flows.

Note: Net Income, Stockholders' equity and ROE of Itaú Unibanco correspond to results attributable to controlling stockholders.

As from the second quarter of 2016, Itaú CorpBanca was consolidated in Itaú Unibanco financial statements.

NOTE 26 – RELATED PARTIES

Transactions between related parties are carried out based on the amounts, maturities and average rates in accordance with normal market practices on the respective dates, as well as under reciprocal conditions.

Transactions between companies included in the consolidation were eliminated from the consolidated financial statements. The transaction terms take into consideration the absence of risk.

The transactions with these related parties are mainly characterized as follows:

a) Related parties

| | Assets/(Liabilities) | | Revenue/(Expenses) | |
|------------------------------|----------------------|------------|------------------------|------------------------|
| | 09/30/2016 | 12/31/2015 | 01/01 to 09/30/2016 | 01/01 to 09/30/2015 |
| Financial investments | 116 | 233 | 13 | 16 |
| Itaú Unibanco S.A. | 116 | 233 | 13 | 16 |
| Customers | 20 | 43 | 142 | 163 |
| Other Related Parties (*) | 20 | 43 | 142 | 163 |
| Banking service fees | - | - | (2) | 1 |
| Itaú Corretora S.A. | - | - | (1) | - |
| Itaú Unibanco S.A. | - | - | (1) | 1 |
| Total | 136 | 276 | 153 | 180 |

(*) Refers basically to the operations for the sale of Duratex S.A.'s goods to Leo Madeiras Maqs. E Fer. S.A. and Leroy Merlin Cia. Bras. de Bricolagem.

In addition to the aforementioned operations, ITAÚSA and non-consolidated related parties, as an integral part of agreement for the apportionment of common costs, recorded in "General and administrative expenses", the amount of R\$ 4 (R\$ 4 from January 1 to September 30, 2015) due to the use of a common shared-structure.

As at September 30, 2016 it was not necessary to make an allowance for doubtful accounts.

b) Guarantees provided

In addition to these transactions, there are guarantees provided by ITAÚSA, endorsements, sureties and others, as follows:

| | 09/30/2016 | 12/31/2015 |
|----------------|------------|------------|
| Duratex S.A. | 242 | 330 |
| Elekeiroz S.A. | 116 | 110 |
| Itautec S.A. | 22 | 33 |
| Total | 380 | 473 |

c) Compensation of key personnel

The compensation of members of ITAÚSA and its subsidiaries' management was as follows:

| | 01/01 to 09/30/2016 | 01/01 to 09/30/2015 |
|----------------|------------------------|------------------------|
| Compensation | 25 | 23 |
| Profit sharing | 11 | 12 |
| Stock options | 4 | 3 |
| Total | 40 | 38 |

NOTE 27 – MANAGEMENT OF FINANCIAL RISKS

I – Financial risk factors

In order to understand the risks inherent in ITAÚSA'S activities, it is important to understand that its business objective is the management of investments in its companies. Accordingly, the risks to which ITAÚSA is subject are those that are managed by its subsidiaries and affiliates.

In terms liquidity risk, ITAÚSA's cash flow forecast is made by Management, which monitors the continuous forecasts of liquidity requirements to ensure that it has sufficient cash to meet operating needs, mainly the payment of dividends and interest on capital and the settlement of other obligations assumed.

ITAÚSA's excess cash is invested in government securities and investment fund quotas.

At the reporting date, ITAÚSA had cash and cash equivalents amounting to R\$ 670 (R\$ 802 at December 31, 2015), which are expected readily generate to cash inflows to manage the liquidity risk.

With the purpose of maintaining investments at acceptable risk levels, new investments or increases in interests are discussed at a joint meeting of ITAÚSA's Executive Board and Board of Directors.

We present below the main risks associated with ITAÚSA's subsidiaries:

a) Market risk

(i) Foreign currency risk

Changes in foreign exchange rates may result in a decrease in asset amounts or an increase in liability amounts. The foreign exchange risk derives from future commercial operations, assets and liabilities recognized and net foreign investments.

In view of certain risk management procedures, which aim to minimize the foreign exchange exposure, hedge mechanisms are in place to protect most of the foreign exchange exposure.

(ii) Derivative operations

In derivative operations there are no checks, monthly settlements or margin calls, and the contract is settled upon maturity, and recorded at fair value, taking into account market conditions such as terms and interest rates.

We present below the types of contract in place in subsidiaries:

- Swap contracts - US\$ x CDI: this type of operation aims at changing debts expressed in US dollars into debts indexed to the CDI;
- Swap contracts – fixed rate x CDI: this type of operation aims to change debts at fixed interest rates into debts indexed to the CDI;
- The fair value of financial instruments was valued based on the estimated present value, both for the long and short positions, and the resulting difference between these positions gives rise to the swap market value.

The following table summarizes the fair value of derivative financial instruments:

| | Notional amount | Fair value | Accumulated effect | |
|--------------------------------|-----------------|------------|--------------------|----------------|
| | 09/30/2016 | 09/30/2016 | Amount receivable | Amount payable |
| Swap contracts | - | 101 | 107 | (6) |
| Asset position | 1,078 | 1,225 | 107 | (6) |
| Foreign currency (US\$) | 908 | 1,031 | 107 | (2) |
| Foreign currency (US\$) | 170 | 194 | - | (4) |
| Liability position | (1,078) | (1,124) | - | - |
| CDI | (1,078) | (1,124) | - | - |
| | | | | |
| | Notional amount | Fair value | Accumulated effect | |
| | 12/31/2015 | 12/31/2015 | Amount receivable | Amount payable |
| Swap contracts | 19 | 365 | 375 | (8) |
| Asset position | 1,199 | 1,568 | 375 | (8) |
| Foreign currency (US\$) | 1,009 | 1,393 | 375 | - |
| Fixed rate | 190 | 175 | - | (8) |
| Liability position | (1,180) | (1,203) | - | - |
| CDI | (1,180) | (1,203) | - | - |
| Futures contracts (NDF) | 61 | 62 | - | - |
| Agreement of Sale | 61 | 62 | - | - |
| NDF | 61 | 62 | - | - |

The gains or losses on operations shown in the table were offset in the interest and foreign currency, asset and liability positions, the effects of which are presented in the financial statements.

Sensitivity analysis

We present below the sensitivity analysis of financial instruments, including derivatives, describing the risks that may give rise to material losses to ITAÚSA and its subsidiaries, with a Probable Scenario (Base Scenario) and two other scenarios, pursuant to the provisions of CVM Instruction No. 475/08, representing 25% and 50% impairment of the risk variable considered.

For the risk variable rates used in the Probable Scenario, BM&FBOVESPA / Bloomberg quotations were used for the respective maturity dates.

| Risk | Instrument/Operation | Description | Probable Scenario | Possible Scenario | Remote Scenario |
|------------------|--|-----------------|-------------------|-------------------|-----------------|
| Interest rate | Swap – Fixed/ CDI | Increase - CDI | (3) | (5) | (7) |
| | Hedged item: loans at fixed rates | | 3 | 5 | 7 |
| | Swap - US\$ / CDI (Res. 4131) | Drop - US\$ | 2 | (307) | (615) |
| | Hedged item: debt in foreign currency (US\$) | (Increase US\$) | (2) | 307 | 615 |
| Foreign exchange | Exports receivable | (Drop - US\$) | - | (3) | (5) |
| | | Increase - US\$ | - | 3 | 5 |
| | BNDES – revolving credit | Drop - US\$ | (2) | 3 | 7 |
| | | (Increase US\$) | - | (3) | (7) |
| | Foreign suppliers | Drop - US\$ | - | 1 | 2 |
| | | (Increase US\$) | - | (1) | (2) |
| Total | | | (2) | - | - |

(iii) Cash flow risk or fair value associated with interest rate

The cash invested earns interest indexed to the CDI variation percentage, with redemption guaranteed by the issuing banks in accordance with the contracted rates. There are no other relevant assets the results of which are directly affected by changes in market interest rates.

For liabilities, the interest rate risk derives from long-term loans. Most of these loans are indexed to the Brazilian long-term interest rate (“TJLP”), a rate aimed at encouraging long-term investments in the production sector, which is historically lower than the financing rates in the market.

The risk associated with these contracted interest rates is monitored from the beginning of the financing, and the institution's policy is to monitor the changes in and projections of the interest market, analyzing any possible need or opportunity to contract hedges for these operations.

b) Credit risk

The sales policy is directly associated with the credit risk level to which the institution is willing to be exposed to in the course of business. Diversifying the receivables portfolio and selecting clients, as well as monitoring sales financing terms and individual credit limits, are among the procedures adopted to minimize default levels or losses in the realization of accounts receivable.

Regarding financial and other investments, the company's policy is to work together with prime institutions and refrain from having investments concentrated in a single economic group.

c) Liquidity risk

This is the risk that ITAÚSA and its subsidiaries will not have net funds that are sufficient to meet their financial commitments, as a result of the mismatch of terms or volume between the scheduled receipts and payments. Assumptions regarding future reimbursements and receipts, monitored on a daily basis by the treasury area, are established in order to manage the liquidity of cash in domestic and foreign currencies.

The table below shows the maturities of financial liabilities and accounts payable to suppliers at the balance sheet date:

| 09/30/2016 | Less than 1 year | From 1 to 2 years | From 3 to 5 years | Over 5 years |
|------------------------------|------------------|-------------------|-------------------|--------------|
| Loans and financing | 1,388 | 839 | 1,383 | 10 |
| Suppliers and other payables | 234 | 1 | - | 34 |
| Total | 1,622 | 840 | 1,383 | 44 |

| 12/31/2015 | Less than 1 year | From 1 to 2 years | From 3 to 5 years | Over 5 years |
|------------------------------|------------------|-------------------|-------------------|--------------|
| Loans and financing | 676 | 1,180 | 1,235 | 7 |
| Suppliers and other payables | 441 | 3 | - | 29 |
| Total | 1,117 | 1,183 | 1,235 | 36 |

II - Estimated fair value

It is assumed that the balances of trade accounts receivable and trade accounts payable at their carrying amounts less impairment are close to their fair values. The fair values of financial assets and liabilities, for disclosure purposes, are estimated by discounting the future contractual cash flow at the interest rate in force in the market, which is available for ITAÚSA and its subsidiaries for similar financial instruments.

The financial statements are in conformity with CPC 40 / IFRS 7 – “Financial Instruments: Evidence” measured in the balance sheet at fair value, which requires the disclosure of these measurements using the following hierarchy levels:

- Level 1: prices (unadjusted) quoted for identical assets or liabilities in active markets;
- Level 2: information, in addition to quoted prices, included in level 1, which is adopted by the market for assets or liabilities, either directly (that is, as prices) or indirectly (that is, as price derivatives);
- Level 3: inputs for assets or liabilities not based on the data adopted by the market (that is, non-observable inputs).

In the following table, we present the consolidated financial instruments by level:

| | Level | 09/30/2016 | 12/31/2015 |
|---|-------|--------------|--------------|
| Assets ⁽¹⁾ | | 4,150 | 4,628 |
| Cash and cash equivalents | 1 | 31 | 80 |
| Cash and cash equivalents | 2 | 2,264 | 2,094 |
| Subordinated financial bills | 2 | 59 | 61 |
| Financial treasury bills | 1 | 241 | 221 |
| Trade accounts receivable | 2 | 937 | 996 |
| Dividends and interest on capital | 2 | 246 | 835 |
| Deposits as guarantees for contingent liabilities | 2 | 99 | 104 |
| Other assets | 2 | 273 | 237 |
| Liabilities: | | 4,903 | 5,139 |
| Loans, financing and debentures | 2 | 3,620 | 3,098 |
| Suppliers / other expenses | 2 | 269 | 473 |
| Dividends and interest on capital | 2 | 1,014 | 1,568 |

(1) The fair values of interests in unconsolidated joint ventures are reported in note 8 IIa.

NOTE 28 - HELD-FOR-SALE ASSETS

In accordance with the meeting held on February 25, 2015, the members of Itaotec's Board of Directors unanimously resolved to approve Itaotec's intention to exercise the put option in relation to the 30% interest it held in Oki Brasil.

Accordingly, as from February 2015, Itaotec's investment in the capital stock of Oki Brasil is now stated under two headings, since its fair value is higher than the book value, as follows:

- "Held-for-sale assets", amounting to R\$ 38;
- "Other financial assets", amounting to of R\$ 10 (R\$ 6 at December 31, 2015), corresponding to the difference between the book value and the fair value adjusted to the put option's present value.

On February 26, 2016, the parties entered into an Amendment to the Stockholders' Agreement by means of which ITAÚSA, through its subsidiary Itaotec, subscribed 1,717,650 new shares in the capital increase of Oki Brasil and paid up, on March 8, 2016, R\$ 20 out of a total of R\$ 148 subscribed and paid, so that the ITAÚSA's total investment now corresponds to 16.2% of Oki Brasil's capital.

At the meeting held on March 31, 2016, Itaotec's Board of Directors approved the intention of selling these new shares of Oki Brasil (additional put option) in January 2020, as set forth in the Amendment to the Stockholders' Agreement.

As of March 2016, this additional investment by Itaotec in Oki Brasil's capital has been classified in:

- "Held-for-sale assets", in the amount of R\$ 20, at September 30, 2016;
- "Other financial assets", in the amounting of R\$ 2, corresponding to restatement.

At September 30, 2016, Assets held for Sale recorded in the balance sheet amounted to R\$ 58 (R\$ 41 at December 31, 2015).

NOTE 29 – INVESTMENT PROPERTY

| Investment Property | Land | Buildings | Facilities | Total |
|--|-------------|------------------|-------------------|--------------|
| Balance at 12/31/2015 | 2 | 28 | - | 30 |
| Changes from 01/01 to 01/01 to 09/30/2016 | - | (2) | - | (2) |
| Depreciation | - | (2) | - | (2) |
| Balance at 09/30/2016 | | | | |
| Cost | 2 | 52 | 2 | 56 |
| Accumulated depreciation | - | (26) | (2) | (28) |
| Net book value | 2 | 26 | - | 28 |

At September 30, 2016, rental revenue from properties for investments totaled R\$ 4 (R\$ 4 at September 30, 2015). This property, located in the city of Jundiaí, State of São Paulo (land, building and facilities), is rented by subsidiary Itaotec to Oki Brasil Ind. Com. Produtos Tecnologia em Automação S.A.

NOTE 30 – SUBSEQUENT EVENT**Early payment of Agribusiness Receivables Certificates (“CRA”)**

On October 3, 2016, indirect subsidiary Duratex Florestal Ltda. made an early payment, in the amount of R\$ 675, directly to Ourinvest Securitizadora S.A., the securitizing agent of the agribusiness receivables certificates (“CRA”) operation, by using its own funds.

This is the result of the decision made by Duratex S.A. on September 23, 2016, communicated by a Notice to Debenture Holders on that same day, to make an early payment of the debentures issued in 2012. This event triggered the clause set forth in the CRA agreements, which also requires the early redemption of these certificates.

INDEPENDENT AUDITORS' REVIEW REPORT ON THE INDIVIDUAL AND CONSOLIDATED INTERIM FINANCIAL STATEMENTS

To the Shareholders and Management of
Itaúsa – Investimentos Itaú S.A.
São Paulo - SP

Introduction

We have reviewed the individual balance sheet of **Itaúsa - Investimentos Itaú S.A. (Company)** as of September 30, 2016 and the related individual statements of income, comprehensive income and cash flows for the quarter and nine-month period then ended and of changes in shareholders' equity for the nine-month period then ended, as well as a summary of the main accounting practices and other notes.

We have also reviewed the consolidated balance sheet of **Itaúsa - Investimentos Itaú S.A. and its controlled companies (Consolidated)** as of September 30, 2016 and the related consolidated statements of income, comprehensive income and cash flows for the quarter and nine-month period then ended and of changes in shareholders' equity for the nine-month period then ended, as well as a summary of the main accounting practices and other notes.

The Company's management is responsible for the fair presentation and preparation of the individual interim financial statements in accordance with Technical Pronouncement CPC 21 (R1) – Interim Financial Statements, issued by the Committee of Accounting Pronouncements (CPC), and of the consolidated interim financial statements in accordance with Technical Pronouncement CPC 21 (R1) – Interim Financial Statements and with the International Accounting Standard IAS 34 – Interim Financial Reporting issued by the International Accounting Standards Board (IASB). Our responsibility is to express an opinion on the interim information based on our review.

Scope of the review

We conducted our review in accordance with Brazilian and international standards for reviewing interim financial information (NBC TR 2410 and ISRE 2410 – “*Review of Interim Financial Information Performed by the Independent Auditor of the Entity*”). An interim review consists principally of applying analytical and other review procedures, and making enquiries of and having discussions with persons responsible for financial and accounting matters. An interim review is substantially less in scope than an audit conducted in accordance with auditing standards. An interim review does not provide assurance that we would become aware of any or all significant matters that might be identified in an audit. Accordingly, we do not express such an audit opinion.

Conclusion on the individual interim financial statements

Based on our review, nothing has come to our attention that causes us to believe that the accompanying individual interim financial statements referred to above do not present fairly, in all material respects, the financial position of the Company at September 30, 2016, the results of its operations and cash flows for the quarter then ended, in accordance with Technical Pronouncement CPC 21 (R1) - Interim Financial Statements.

Conclusion on the consolidated interim financial statements

Based on our review, nothing has come to our attention that causes us to believe that the accompanying consolidated interim financial statements referred to above do not present fairly, in all material respects, the financial position of **Itaúsa – Investimentos Itaú S.A. and its controlled companies** at September 30, 2016, the consolidated results of its operations and cash flows for the quarter and nine-month period then ended, in accordance with Technical Pronouncement CPC 21 (R1) - Interim Financial Statements and International Accounting Standard IAS 34 - Interim Financial Reporting, issued by IASB.

Other issues

Interim statements of value added

We have also reviewed the Individual and Consolidated interim statements of value added for the quarter and nine-month period ended September 30, 2016. These statements are the responsibility of the company's management and are presented as supplementary information. These statements were submitted to the same review procedures previously described and based on our review, we are not aware of any fact that would lead us to believe that they have not been fairly stated, in all material respects, in relation to the interim financial statements, Company and Consolidated, taken as a whole.

The accompanying financial statements have been translated into English for the convenience of readers outside Brazil.

São Paulo, November 7, 2016.



BDO RCS Auditores Independentes SS
CRC 2 SP 013846/O-1

Jairo da Rocha Soares
Accountant CRC 1 SP 120458/O-6

Report on Review

To the Board of Directors and Shareholders of
Itaúsa – Investimentos Itaú S.A.

Introduction

We have reviewed the accompanying interim balance sheet of Itaúsa - Investimentos Itaú S.A. ("Parent Company") as at September 30, 2016 and the related statements of income, comprehensive income and cash flows for the three and nine-month period then ended and the statement of changes in equity for the nine-month period then ended, and notes, comprising a summary of significant accounting policies and other explanatory notes.

We have also reviewed the accompanying consolidated interim balance sheet of Itaúsa - Investimentos Itaú S.A. and its subsidiaries ("Consolidated") as at September 30, 2016 and the related consolidated statements of income, comprehensive income and cash flows for the three and nine-month period then ended and the statement of changes in equity for the nine-month period then ended, and a summary of significant accounting policies and other explanatory notes.

Management is responsible for the preparation of the Parent Company interim financial statements in accordance with the accounting standard CPC 21, Interim Financial Reporting, of the Brazilian Accounting Pronouncements Committee (CPC), and of the Consolidated interim financial statements in accordance with accounting standard CPC 21 and International Accounting Standard (IAS) 34 - Interim Financial Reporting issued by the International Accounting Standards Board (IASB). Our responsibility is to express a conclusion on these interim financial statements based on our review.

Scope of review

We conducted our review in accordance with the Brazilian and International Standards on Reviews of Interim Financial Information (NBC TR 2410 – Review of Interim Financial Information Performed by the Independent Auditor of the Entity and ISRE 2410 – Review of Interim Financial Information Performed by the Independent Auditor of the Entity, respectively). A review of interim information consists of making inquiries, primarily of persons responsible for financial and accounting matters, and applying analytical and other review procedures. A review is substantially less in scope than an audit conducted in accordance with Brazilian and International Standards on Auditing and consequently does not enable us to obtain assurance that we would become aware of all significant matters that might be identified in an audit. Accordingly, we do not express an audit opinion.

Conclusion on the Parent Company interim financial statements

Based on our review, nothing has come to our attention that causes us to believe that the accompanying Parent Company interim financial statements referred to above do not present fairly, in all material respects, the financial position of Itaúsa – Investimentos Itaú S.A. at September 30, 2016, and its financial performance and cash flows for the three and nine-month period ended September 30, 2016, in accordance with CPC 21 - Interim Financial Reporting.

Conclusion on the Consolidated interim financial statements

Based on our review, nothing has come to our attention that causes us to believe that the accompanying Consolidated interim financial statements referred to above do not present fairly, in all material respects, the financial position of Itaúsa – Investimentos Itaú S.A. and its subsidiaries, at September 30, 2016 and their financial performance and the cash flows for the three and nine-month period ended September 30, 2016, in accordance with CPC 21 - Interim Financial Reporting and IAS 34 - Interim Financial Reporting issued by the IASB.

Other matters

We have also reviewed the Parent Company and Consolidated interim statements of value added for the three and nine-month period ended September 30, 2016. These statements are the responsibility of the company's management, and are presented as supplementary information. These statements have been submitted to the same review procedures described above and, based on our review, nothing has come to our attention that causes us to believe that they are not prepared, in all material respects, in relation to the interim financial statements taken as a whole.

São Paulo, November 7, 2016.

PricewaterhouseCoopers
Auditores Independentes
CRC 2SP000160/O-5

Washington Luiz Pereira Cavalcanti
Contador CRC 1SP172940/O-6

ITAÚSA - INVESTIMENTOS ITAÚ S.A.

CNPJ 61.532.644/0001-15

A Publicly Listed Company

NIRE 35300022220

OPINION OF THE FISCAL COUNCIL

The members of Fiscal Council of **ITAÚSA - INVESTIMENTOS ITAÚ S.A.** (Itaúsa) have proceeded to examine the account statements for the quarter ending September 30, 2016, which were reviewed by BDO RCS Auditors Independents S/S (BDO) as independent auditors, pursuant to the statutory requirements including those relating to the regulations issued by the Brazilian Securities and Exchange Commission. Pursuant to the practices of Corporate Governance, these account statements have also been reviewed by PricewaterhouseCoopers Auditors Independents (PwC), as Conglomerate's independent auditor, including of the controlling company of Itaúsa. Both the independent auditors issued unqualified reports.

The Fiscal Councilors have verified the exactness of the elements examined and in the light of the opinions of BDO and PwC mentioned above, understand that these documents adequately reflect the equity situation, the financial position and the activities of Itaúsa in the period. São Paulo (SP), November 7, 2016. (signed) Tereza Cristina Grossi Togni – President; Alexandre Barenco Ribeiro, Flavio Cesar Maia Luz, José Maria Rabelo and Paulo Ricardo Moraes Amaral – Councilors.